



**Atacama Pathfinder
EXperiment**
—
Interface Control Document

APEX-MPI-ICD-0004
Revision: 4.5
Release: Sep. 27, 2024
Category: 4
Author: D. Muders

APEX Instruments Generic CORBA IDL Interfaces

D. Muders

<u>Keywords:</u> APEX Instruments CORBA IDL Interfaces, IDL	
Author Signature: D. Muders	Date: Sep. 27, 2024
Approved by: J.-P. Pérez-Beaupuits	Signature: J.-P. Pérez-Beaupuits
Institute: APEX	Date: Sep. 27, 2024
Released by: J.-P. Pérez-Beaupuits	Signature: J.-P. Pérez-Beaupuits
Institute: APEX	Date: Sep. 27, 2024

Change Record

Revision	Date	Author	Section/ Page affected	Remarks
1.0-1.7	2002 to Nov. 2006	D. Muders	All	APECS Development
1.8	21 January 2007	D. Muders	HFE IDL	Added dewar rotator state
1.9	3 April 2007	D. Muders	HFE, Cal units, SZ	Interface iterations after CHAMP+ and SZ installations at APEX
2.0-3.2	10 October 2016	D. Muders	HFE, CFE, Cal units, ACU, VLBI	Interface iterations up to APECS 3.2
3.3	13 February 2017	D. Muders	Third C cabin optics	Combined Artemis and holography optics
3.4	13 July 2018	D. Muders	ACU, WIU, wobbler, SBE, optical frame grabber	APEX-II; SBE sub-bands; new optical setup
4.0	26 February 2019	D. Muders	ACU, IF chain	Shutter ICD update; IF chain parameters
4.1	5 June 2020	D. Muders	IF	Added apexIF_module
4.2	31 May 2021	D. Muders	Aux & specific	Removed MACS interface Added beam scanner and CFE tuner interfaces
4.3	22 August 2022	D. Muders	Cal units	Added LN2 option
4.4	15 December 2023	D. Muders	IFs	Module setup
4.5	27 September 2024	D. Muders	Optics C2 Laboca, SZ	Positions Removed obsolete interfaces

Contents

1	Introduction	1
2	Compound Index	3
2.1	Class List	3
3	Frontends	5
3.1	apexFE_Derot::FE_Derot Interface Reference	5
4	Continuum Frontends	9
4.1	apexCFE::CFE Interface Reference	9
4.2	apexCFE_Amp::Amp Interface Reference	12
4.3	apexCFE_Pol::Pol Interface Reference	14
4.4	apexCFE_Tuner::Tuner Interface Reference	16
5	Heterodyne Frontends	17
5.1	apexHFE::HFE Interface Reference	17
5.2	apexHFE_ColdAmp::ColdAmp Interface Reference	23
5.3	apexHFE_Gunn::Gunn Interface Reference	27
5.4	apexHFE_LO::LO Interface Reference	30
5.5	apexHFE_Mixer::Mixer Interface Reference	33
5.6	apexHFE_Multi::Multi Interface Reference	37
5.7	apexHFE_PLL::PLL Interface Reference	40
6	Continuum Backends	45
6.1	apexCBE::CBE Interface Reference	45
7	Spectral Backends	51
7.1	apexSBE::SBE Interface Reference	51
7.2	apexSBE_Band::Band Interface Reference	56
8	Auxiliary Devices	59
8.1	apexGrid::Grid Interface Reference	59
8.2	apexIF::IF Interface Reference	60
8.3	apexIF_Module::IF_Module Interface Reference	62
8.4	apexIF_Chain::IF_Chain Interface Reference	63
8.5	apexSynthesizer::Synthesizer Interface Reference	65
8.6	apexSynthDest::SynthDest Interface Reference	67
8.7	apexSynthFSUnit::SynthFSUnit Interface Reference	69
8.8	apexTSGen::TSGen Interface Reference	71
8.9	apexCalUnit::CalUnit Interface Reference	75
8.10	apexOptics_A::Optics_A Interface Reference	78
8.11	apexOptics_B::Optics_B Interface Reference	79
8.12	apexOptics_C::Optics_C Interface Reference	80
8.13	apexOptics_C2::Optics_C2 Interface Reference	81
8.14	apexOptics_C3::Optics_C3 Interface Reference	82

8.15	apexOptTel::OptTel Interface Reference	83
8.16	apexOptFG::OptFG Interface Reference	85
8.17	apexSignal::Signal Interface Reference	88
8.18	apexBeamScanner::BeamScanner Interface Reference	90
8.19	apexWobbler::Wobbler Interface Reference	94
8.20	apexWobbler::PositionMessage Struct Reference	98
9	Environmental Devices	99
9.1	apexWeather::Weather Interface Reference	99
9.2	apexRadiometer::Radiometer Interface Reference	102
9.3	apexRM_Results::RM_Results Interface Reference	105
10	Infrastructure Devices	107
10.1	apexCompressor::Compressor Interface Reference	107
10.2	apexChiller::Chiller Interface Reference	109
10.3	apexDoors::Doors Interface Reference	111
10.4	apexGenerator::Generator Interface Reference	113
10.5	apexGenerator_AC::AC Interface Reference	115
10.6	apexGenerator_ENG::ENG Interface Reference	118
10.7	apexPCChiller::PCChiller Interface Reference	120
10.8	apexTank::Tank Interface Reference	121
10.9	apexTemps::Temps Interface Reference	122
10.10	apexTiltmeter::Tiltmeter Interface Reference	130
11	Dummy ACU Devices	131
11.1	apexACU::ACU Interface Reference	131
11.2	apexACUMetr::ACUMetr Interface Reference	134
11.3	apexACUMetrCoeff::ACUMetrCoeff Interface Reference	135
11.4	apexACUMetrDeltas::ACUMetrDeltas Interface Reference	136
11.5	apexACUMetrTemp::ACUMetrTemp Interface Reference	138
11.6	apexACUMetrTilt::ACUMetrTilt Interface Reference	141
11.7	apexACUPtModel::ACUPtModel Interface Reference	143
11.8	apexACUSubr::ACUSubr Interface Reference	144
11.9	apexACUSubrHex::ACUSubrHex Interface Reference	146
11.10	apexACUUPS::ACUUPS Interface Reference	148
12	Specific Devices	151
12.1	apexCalUnitMirr::CalUnitMirr Interface Reference	151
12.2	apexCalUnitCool::CalUnitCool Interface Reference	153
12.3	apexGPSMinusFMOUT::GPSMinusFMOUTCtr Interface Reference	155
12.4	apexGPSMinusMaser::GPSMinusMaserCtr Interface Reference	156
12.5	apexRM_Maint::RM_Maint Interface Reference	157
12.6	apexMaser::Maser Interface Reference	161
12.7	apexMaserHousing::MaserHousing Interface Reference	163

Chapter 1

Introduction

The interfaces described in this document are used at the APEX telescope. They are generic and can be applied to any instrument of a given class. They provide a set of building blocks out of which we can construct any instrument such as a receiver. All instruments will have the *same* high-level interface. This makes the setup for the high-level observing software very simple because one just adds a new name but one does not have to worry about adding new features at that level.

The actual detailed setup of e.g. a given receiver differs, of course, from one to another. This is represented by a naming hierarchy of objects for the components in the receiver. This way we can find all relevant parts belonging to one instrument and we can see its structure by looking at the naming hierarchy. This hierarchy is stored in the ACS Configuration Data Base (CDB) which consists of directories defining the name space in which the generic interface components are started and XML files describing the IDLs of the individual sub-devices like local oscillators, backend bands etc.

One can see that we need only a few IDLs to describe a complex device like a heterodyne front-end HFE : apexHFE, apexHFE Mixer, apexHFE ColdAmp, apexHFE_LO, apexHFE_Mixer, apexHFE_Multi and apexCalUnit. We reuse the same IDL and even the same component library many times. A new device is merely a new CDB entry. We do not even have to compile any new code unless one adds something that is not covered by the existing IDL's.

Chapter 2

Compound Index

2.1 Class List

Here are the classes, structs, unions and interfaces with brief descriptions:

apexGenerator_AC::AC	115
apexACU::ACU	131
apexACUMetr::ACUMetr	134
apexACUMetrCoeff::ACUMetrCoeff	135
apexACUMetrDeltas::ACUMetrDeltas	136
apexACUMetrTemp::ACUMetrTemp	138
apexACUMetrTilt::ACUMetrTilt	141
apexACUPtModel::ACUPtModel	143
apexACUSubr::ACUSubr	144
apexACUSubrHex::ACUSubrHex	146
apexACUUPS::ACUUPS	148
apexCFE_Amp::Amp	12
apexSBE_Band::Band	56
apexBeamScanner::BeamScanner	90
apexCalUnit::CalUnit	75
apexCalUnitCool::CalUnitCool	153
apexCalUnitMirr::CalUnitMirr	151
apexCBE::CBE	45
apexCFE::CFE	9
apexChiller::Chiller	109
apexHFE_ColdAmp::ColdAmp	23
apexCompressor::Compressor	107
apexDoors::Doors	111
apexGenerator_ENG::ENG	118
apexFE_Derot::FE_Derot	5
apexGenerator::Generator	113
apexGPSMinusFMOUT::GPSMinusFMOUTCtr	155
apexGPSMinusMaser::GPSMinusMaserCtr	156
apexGrid::Grid	59
apexHFE_Gunn::Gunn	27
apexHFE::HFE	17
apexIF::IF	60
apexIF_Chain::IF_Chain	63
apexIF_Module::IF_Module	62
apexHFE_LO::LO	30
apexMaser::Maser	161
apexMaserHousing::MaserHousing	163
apexHFE_Mixer::Mixer	33

apexHFE_Multi::Multi	37
apexOptFG::OptFG	85
apexOptics_A::Optics_A	78
apexOptics_B::Optics_B	79
apexOptics_C::Optics_C	80
apexOptics_C2::Optics_C2	81
apexOptics_C3::Optics_C3	82
apexOptTel::OptTel	83
apexPCChiller::PCChiller	120
apexHFE_PLL::PLL	40
apexCFE_Pol::Pol	14
apexWobbler::PositionMessage	98
apexRadiometer::Radiometer	102
apexRM_Maint::RM_Maint	157
apexRM_Results::RM_Results	105
apexSBE::SBE	51
apexSignal::Signal	88
apexSynthDest::SynthDest	67
apexSynthesizer::Synthesizer	65
apexSynthFSUnit::SynthFSUnit	69
apexTank::Tank	121
apexTemps::Temps	122
apexTiltmeter::Tiltmeter	130
apexTSGen::TSGen	71
apexCFE_Tuner::Tuner	16
apexWeather::Weather	99
apexWobbler::Wobbler	94

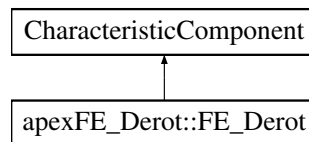
Chapter 3

Frontends

3.1 apexFE_Derot::FE_Derot Interface Reference

```
import "apexFE_Derot.idl";
```

Inheritance diagram for apexFE_Derot::FE_Derot:



Public Member Functions

- void **on** (in ACS::CBvoid cb, in ACS::CBDescIn desc)
- void **off** (in ACS::CBvoid cb, in ACS::CBDescIn desc)
- long **reset** () raises (ACSErr::ACSEException)

Public Attributes

- const string **state_DESCRIPTION** = "State"
- const string **state_UNITS** = ""
- const string **state_ALARMON** = "4"
- const string **state_SAMPLEINTERVAL** = "60"
- readonly attribute ROstatus **state**
- const string **dewarAngle_DESCRIPTION** = "Dewar Angle"
- const string **dewarAngle_UNITS** = "deg"
- const string **dewarAngle_SAMPLEINTERVAL** = "60"
- readonly attribute ACS::ROdouble **dewarAngle**
- const string **cmdDewarAngle_DESCRIPTION** = "Commanded Dewar Angle"
- const string **cmdDewarAngle_UNITS** = "deg"
- readonly attribute ACS::RWdouble **cmdDewarAngle**
- const string **derotatorState_DESCRIPTION** = "Derotator state"
- const string **derotatorState_UNITS** = ""
- const string **derotatorState_SAMPLEINTERVAL** = "60"
- readonly attribute
ROderotatorStatus **derotatorState**
- const string **dewarTrack_DESCRIPTION** = "Dewar Track Mode"
- const string **dewarTrack_UNITS** = ""
- const string **dewarTrack_SAMPLEINTERVAL** = "60"

- readonly attribute ROlogical **dewarTrack**
- const string **cmdDewarTrack_DESCRIPTION** = "Commanded Dewar Track Mode"
- const string **cmdDewarTrack_UNITS** = ""
- readonly attribute RWlogical **cmdDewarTrack**
- const string **version_DESCRIPTION** = "Version"
- const string **version_UNITS** = ""
- readonly attribute ACS::ROstring **version**

3.1.1 Detailed Description

This interface belongs to the abstract Front End device. It will be the standard interface for APEX Front End Units.

3.1.2 Member Function Documentation

void apexFE_Derot::FE_Derot::off (in ACS::CBvoid *cb*, in ACS::CBDescIn *desc*)

Turn off any parts of the instrument for which power is under software control.

Parameters

<i>cb</i>	callback when completed
<i>desc</i>	description

void apexFE_Derot::FE_Derot::on (in ACS::CBvoid *cb*, in ACS::CBDescIn *desc*)

Turn on any parts of the instrument for which power is under software control, and initialise by setting defaults.

Parameters

<i>cb</i>	callback when completed
<i>desc</i>	description

long apexFE_Derot::FE_Derot::reset () raises ACSErr::ACSEException)

Hardware reset (restart system) and set defaults.

3.1.3 Member Data Documentation

const string apexFE_Derot::FE_Derot::cmdDewarAngle_DESCRIPTION = "Commanded Dewar Angle"

Commanded dewar rotation angle (degrees)

const string apexFE_Derot::FE_Derot::cmdDewarTrack_DESCRIPTION = "Commanded Dewar Track Mode"

Commanded dewar tracking (OFF, ON)

const string apexFE_Derot::FE_Derot::derotatorState_DESCRIPTION = "Derotator state"

Derotator state (ONPOSITION, MOVING, UNDEFINED)

const string apexFE_Derot::FE_Derot::dewarAngle_DESCRIPTION = "Dewar Angle"

Dewar rotation angle (degrees)

const string apexFE_Derot::FE_Derot::dewarTrack_DESCRIPTION = "Dewar Track Mode"

Dewar tracking (OFF, ON)

```
const string apexFE_Derot::FE_Derot::state_DESCRIPTION = "State"
```

Actual State of the Frontend Derotator

```
const string apexFE_Derot::FE_Derot::version_DESCRIPTION = "Version"
```

Software version

The documentation for this interface was generated from the following file:

- apexFE_Derot.idl

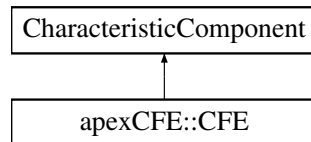
Chapter 4

Continuum Frontends

4.1 apexCFE::CFE Interface Reference

```
import "apexCFE.idl";
```

Inheritance diagram for apexCFE::CFE:



Public Member Functions

- void **on** (in ACS::CBvoid cb, in ACS::CBDescIn desc)
- void **off** (in ACS::CBvoid cb, in ACS::CBDescIn desc)
- void **configure** (in string mode, in ACS::CBvoid cb, in ACS::CBDescIn desc)
- long **reset** () raises (ACSErr::ACSEException)

Public Attributes

- const string **state_DESCRIPTION** = "State"
- const string **state_UNITS** = ""
- const string **state_ALARMON** = "4"
- const string **state_SAMPLEINTERVAL** = "60"
- readonly attribute ROstatus **state**
- const string **elements_DESCRIPTION** = "Pixel Usage"
- const string **elements_UNITS** = ""
- readonly attribute ACS::ROlongSeq **elements**
- const string **cmdElements_DESCRIPTION** = "Commanded Pixel Usage"
- const string **cmdElements_UNITS** = ""
- readonly attribute ACS::RWlongSeq **cmdElements**
- const string **configModified_DESCRIPTION** = "Configuration Modified"
- const string **configModified_UNITS** = ""
- const string **configModified_SAMPLEINTERVAL** = "60"
- readonly attribute ROyesNo **configModified**
- const string **dewarTemp_DESCRIPTION** = "Dewar Temperature"
- const string **dewarTemp_UNITS** = "K"
- const string **dewarTemp_SAMPLEINTERVAL** = "60"
- readonly attribute ACS::ROdouble **dewarTemp**

- const string `dewarVacuum_DESCRIPTION` = "Dewar Vacuum"
- const string `dewarVacuum_UNITS` = "mbar"
- const string `dewarVacuum_FORMAT` = "%.7f"
- const string `dewarVacuum_SAMPLEINTERVAL` = "60"
- readonly attribute ACS::ROdouble `dewarVacuum`
- const string `version_DESCRIPTION` = "Version"
- const string `version_UNITS` = ""
- readonly attribute ACS::ROstring `version`

4.1.1 Detailed Description

This interface belongs to the abstract Continuum Front End device. It will be the standard interface for APEX Continuum Front End Units.

4.1.2 Member Function Documentation

void apexCFE::CFE::configure (in string *mode*, in ACS::CBvoid *cb*, in ACS::CBDescIn *desc*)

Set up the continuum frontend according to the high-level properties that are currently defined. The embedded system must keep track of those values.

Parameters

<i>mode</i>	configuration mode (optional, can be left blank)
<i>cb</i>	callback when completed
<i>desc</i>	description

void apexCFE::CFE::off (in ACS::CBvoid *cb*, in ACS::CBDescIn *desc*)

Turn off any parts of the instrument for which power is under software control.

Parameters

<i>cb</i>	callback when completed
<i>desc</i>	description

void apexCFE::CFE::on (in ACS::CBvoid *cb*, in ACS::CBDescIn *desc*)

Turn on any parts of the instrument for which power is under software control, and initialise by setting defaults.

Parameters

<i>cb</i>	callback when completed
<i>desc</i>	description

long apexCFE::CFE::reset () raises ACS::ACSEException)

Hardware reset (restart system) and set defaults.

4.1.3 Member Data Documentation

const string apexCFE::CFE::cmdElements_DESCRIPTION = "Commanded Pixel Usage"

Commanded List of elements (0: not used, 1: used)

const string apexCFE::CFE::configModified_DESCRIPTION = "Configuration Modified"

Flag to indicate that the configuration was changed by the receiver control system after a configure command. (YES / NO)

const string apexCFE::CFE::dewarTemp_DESCRIPTION = "Dewar Temperature"

Dewar temperature (K)

const string apexCFE::CFE::dewarVacuum_DESCRIPTION = "Dewar Vacuum"

Dewar vacuum (mbar)

const string apexCFE::CFE::elements_DESCRIPTION = "Pixel Usage"

List of pixels to be used (0: not used, 1: used)

const string apexCFE::CFE::state_DESCRIPTION = "State"

Actual State of the continuum frontend

const string apexCFE::CFE::version_DESCRIPTION = "Version"

Software version

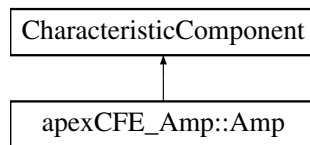
The documentation for this interface was generated from the following file:

- apexCFE.idl

4.2 apexCFE_Amp::Amp Interface Reference

```
import "apexCFE_Amp.idl";
```

Inheritance diagram for apexCFE_Amp::Amp:



Public Member Functions

- void **on** (in ACS::CBvoid cb, in ACS::CBDescIn desc)
- void **off** (in ACS::CBvoid cb, in ACS::CBDescIn desc)
- long **removeOffsets** () raises (ACSErr::ACSEException)
- long **reset** () raises (ACSErr::ACSEException)

Public Attributes

- const string **state_DESCRIPTION** = "State"
- const string **state_UNITS** = ""
- const string **state_ALARMON** = "4"
- const string **state_SAMPLEINTERVAL** = "60"
- readonly attribute ROstatus **state**
- const string **ACDC_DESCRIPTION** = "ACDC Mode"
- const string **ACDC_UNITS** = ""
- readonly attribute ACS::ROlongSeq **ACDC**
- const string **cmdACDC_DESCRIPTION** = "Commanded ACDC Mode"
- const string **cmdACDC_UNITS** = ""
- readonly attribute ACS::RWlongSeq **cmdACDC**
- const string **gain_DESCRIPTION** = "Gain Multiplier"
- const string **gain_UNITS** = ""
- const string **gain_SAMPLEINTERVAL** = "60"
- readonly attribute ACS::ROlong **gain**
- const string **cmdGain_DESCRIPTION** = "Commanded Gain Multiplier"
- const string **cmdGain_UNITS** = ""
- readonly attribute ACS::RWlong **cmdGain**
- const string **offsets_DESCRIPTION** = "Amplifier Offsets"
- const string **offsets_UNITS** = "counts"
- readonly attribute ACS::ROdoubleSeq **offsets**
- const string **version_DESCRIPTION** = "Version"
- const string **version_UNITS** = ""
- readonly attribute ACS::ROstring **version**

4.2.1 Detailed Description

This interface belongs to the abstract Continuum Front End device. It will be the standard interface for APEX Continuum Front End Amplifier Units.

4.2.2 Member Function Documentation

void apexCFE_Amp::Amp::off (in ACS::CBvoid cb, in ACS::CBDescIn desc)

Turn off any parts of the instrument for which power is under software control.

Parameters

<i>cb</i>	callback when completed
<i>desc</i>	description

void apexCFE_Amp::Amp::on (in ACS::CBvoid *cb*, in ACS::CBDescIn *desc*)

Turn on any parts of the instrument for which power is under software control, and initialise by setting defaults.

Parameters

<i>cb</i>	callback when completed
<i>desc</i>	description

long apexCFE_Amp::Amp::removeOffsets () raises ACSerr::ACSEException)

Remove amplifier offsets and store them in the offsets property for later use by the FitsWriter

long apexCFE_Amp::Amp::reset () raises ACSerr::ACSEException)

Hardware reset (restart system) and set defaults.

4.2.3 Member Data Documentation

const string apexCFE_Amp::Amp::ACDC_DESCRIPTION = "ACDC Mode"

AC/DC mode (0: AC, 1: DC)

const string apexCFE_Amp::Amp::cmdACDC_DESCRIPTION = "Commanded ACDC Mode"

Commanded AC/DC mode (0: AC, 1: DC)

const string apexCFE_Amp::Amp::cmdGain_DESCRIPTION = "Commanded Gain Multiplier"

Commanded gain multiplier (typical values: 1,2,4,8)

const string apexCFE_Amp::Amp::gain_DESCRIPTION = "Gain Multiplier"

Gain multiplier (typical values: 1,2,4,8)

const string apexCFE_Amp::Amp::offsets_DESCRIPTION = "Amplifier Offsets"

Apmlifier offsets

const string apexCFE_Amp::Amp::state_DESCRIPTION = "State"

Actual State of the continuum frontend amplifier

const string apexCFE_Amp::Amp::version_DESCRIPTION = "Version"

Software version

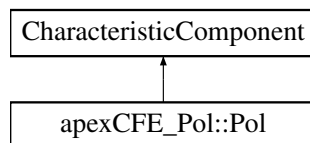
The documentation for this interface was generated from the following file:

- apexCFE_Amp.idl

4.3 apexCFE_Pol::Pol Interface Reference

```
import "apexCFE_Pol.idl";
```

Inheritance diagram for apexCFE_Pol::Pol:



Public Member Functions

- void **on** (in ACS::CBvoid cb, in ACS::CBDescIn desc)
- void **off** (in ACS::CBvoid cb, in ACS::CBDescIn desc)
- long **reset** () raises (ACSErr::ACSEException)

Public Attributes

- const string **state_DESCRIPTION** = "State"
- const string **state_UNITS** = ""
- const string **state_ALARMON** = "4"
- const string **state_SAMPLEINTERVAL** = "60"
- readonly attribute ROstatus **state**
- const string **filterWheel_DESCRIPTION** = "Filter Wheel Configuration"
- const string **filterWheel_SAMPLEINTERVAL** = "60"
- const string **filterWheel_UNITS** = ""
- readonly attribute ROfilterPos **filterWheel**
- const string **cmdFilterWheel_DESCRIPTION** = "Commanded Filter Wheel Configuration"
- const string **cmdFilterWheel_UNITS** = ""
- readonly attribute RWfilterPos **cmdFilterWheel**
- const string **frequency_DESCRIPTION** = "Rotation Frequency"
- const string **frequency_UNITS** = "Hz"
- const string **frequency_FORMAT** = "%.3f"
- const string **frequency_SAMPLEINTERVAL** = "60"
- readonly attribute ACS::ROdouble **frequency**
- const string **cmdFrequency_DESCRIPTION** = "Commanded Rotation Frequency"
- const string **cmdFrequency_UNITS** = "Hz"
- const string **cmdFrequency_FORMAT** = "%.3f"
- readonly attribute ACS::RWdouble **cmdFrequency**
- const string **version_DESCRIPTION** = "Version"
- const string **version_UNITS** = ""
- readonly attribute ACS::ROstring **version**

4.3.1 Detailed Description

This interface belongs to the abstract Continuum Frontend device. It will be the standard interface for APEX Continuum Frontend Polarimeter Units.

4.3.2 Member Function Documentation

void apexCFE_Pol::Pol::off (in ACS::CBvoid cb, in ACS::CBDescIn desc)

Turn off any parts of the instrument for which power is under software control.

Parameters

<i>cb</i>	callback when completed
<i>desc</i>	description

void apexCFE_Pol::Pol::on (in ACS::CBvoid *cb*, in ACS::CBDescIn *desc*)

Turn on any parts of the instrument for which power is under software control, and initialise by setting defaults.

Parameters

<i>cb</i>	callback when completed
<i>desc</i>	description

long apexCFE_Pol::Pol::reset () raises ACSErr::ACSEException)

Hardware reset (restart system) and set defaults.

4.3.3 Member Data Documentation

const string apexCFE_Pol::Pol::cmdFilterWheel_DESCRIPTION = "Commanded Filter Wheel Configuration"

Commanded Filter Wheel Configuration (HORIZONTAL, VERTICAL)

const string apexCFE_Pol::Pol::cmdFrequency_DESCRIPTION = "Commanded Rotation Frequency"

Commanded Polarimeter HWP Rotation Frequency

const string apexCFE_Pol::Pol::filterWheel_DESCRIPTION = "Filter Wheel Configuration"

Filter Wheel Configuration (HORIZONTAL, VERTICAL)

const string apexCFE_Pol::Pol::frequency_DESCRIPTION = "Rotation Frequency"

Polarimeter Half-Wave-Plate (HWP) Rotation Frequency

const string apexCFE_Pol::Pol::state_DESCRIPTION = "State"

Actual State of the continuum frontend polarimeter unit

const string apexCFE_Pol::Pol::version_DESCRIPTION = "Version"

Software version

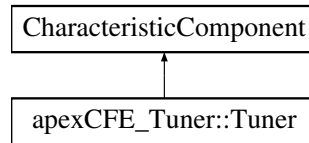
The documentation for this interface was generated from the following file:

- apexCFE_Pol.idl

4.4 apexCFE_Tuner::Tuner Interface Reference

```
import "apexCFE_Tuner.idl";
```

Inheritance diagram for apexCFE_Tuner::Tuner:



Public Member Functions

- void `autoTune` (in ACS::CBvoid *cb*, in ACS::CBDescIn *desc*)

Public Attributes

- const string `state_DESCRIPTION` = "State"
- const string `state_UNITS` = ""
- const string `state_ALARMON` = "4"
- const string `state_SAMPLEINTERVAL` = "60"
- readonly attribute ROstatus `state`

4.4.1 Detailed Description

APEX CFE [Tuner](#) Interface

4.4.2 Member Function Documentation

void apexCFE_Tuner::Tuner::autoTune (in ACS::CBvoid *cb*, in ACS::CBDescIn *desc*)

Tune the CFE automatically to the optimum settings. For some devices this can take longer than a few seconds, thus the method is asynchronous.

Parameters

<i>cb</i>	callback when completed
<i>desc</i>	description

4.4.3 Member Data Documentation

const string apexCFE_Tuner::Tuner::state_DESCRIPTION = "State"

Actual State of the CFE [Tuner](#)

The documentation for this interface was generated from the following file:

- apexCFE_Tuner.idl

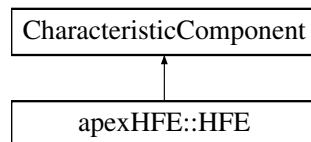
Chapter 5

Heterodyne Frontends

5.1 apexHFE::HFE Interface Reference

```
import "apexHFE.idl";
```

Inheritance diagram for apexHFE::HFE:



Public Member Functions

- void **on** (in ACS::CBvoid cb, in ACS::CBDescIn desc)
- void **off** (in ACS::CBvoid cb, in ACS::CBDescIn desc)
- void **tune** (in string mode, in ACS::CBvoid cb, in ACS::CBDescIn desc)
- void **magFieldScan** (in double minBField, in double maxBField, in long numPoints, in long feedNumber, in ACS::CBdoubleSeq cb, in ACS::CBDescIn desc)
- void **IVScan** (in double minBias, in double maxBias, in long numPoints, in long feedNumber, in ACS::CBdoubleSeq cb, in ACS::CBDescIn desc)
- void **TPScan** (in double minBias, in double maxBias, in long numPoints, in long feedNumber, in ACS::CBdoubleSeq cb, in ACS::CBDescIn desc)
- long **reset** () raises (ACSErr::ACSEException)

Public Attributes

- const string **skyFrequency_DESCRIPTION** = "Sky Frequency"
- const string **skyFrequency_UNITS** = "GHz"
- const string **skyFrequency_FORMAT** = "%.9f"
- const string **skyFrequency_SAMPLEINTERVAL** = "60"
- readonly attribute ACS::ROdouble **skyFrequency**
- const string **cmdSkyFrequency_DESCRIPTION** = "Commanded Sky Frequency"
- const string **cmdSkyFrequency_UNITS** = "GHz"
- readonly attribute ACS::RWdouble **cmdSkyFrequency**
- const string **sideBand_DESCRIPTION** = "Sideband"
- const string **sideBand_UNITS** = ""
- const string **sideBand_SAMPLEINTERVAL** = "60"
- readonly attribute ROsideBand **sideBand**
- const string **cmdSideBand_DESCRIPTION** = "Commanded Sideband"

- const string **cmdSideBand_UNITS** = ""
- readonly attribute RWsideBand **cmdSideBand**
- const string **state_DESCRIPTION** = "State"
- const string **state_UNITS** = ""
- const string **state_ALARMON** = "4"
- const string **state_SAMPLEINTERVAL** = "60"
- readonly attribute ROstatus **state**
- const string **polarisations_DESCRIPTION** = "Polarisation Usage"
- const string **polarisations_UNITS** = ""
- readonly attribute ACS::ROlongSeq **polarisations**
- const string **cmdPolarisations_DESCRIPTION** = "Commanded Polarisation Usage"
- const string **cmdPolarisations_UNITS** = ""
- readonly attribute ACS::RWlongSeq **cmdPolarisations**
- const string **pixels_DESCRIPTION** = "Pixel Usage"
- const string **pixels_UNITS** = ""
- readonly attribute ACS::ROlongSeq **pixels**
- const string **cmdPixels_DESCRIPTION** = "Commanded Pixel Usage"
- const string **cmdPixels_UNITS** = ""
- readonly attribute ACS::RWlongSeq **cmdPixels**
- const string **freqSwitchMode_DESCRIPTION** = "Frequency Switch Mode"
- const string **freqSwitchMode_UNITS** = ""
- const string **freqSwitchMode_SAMPLEINTERVAL** = "60"
- readonly attribute ROlogical **freqSwitchMode**
- const string **cmdFreqSwitchMode_DESCRIPTION** = "Commanded Frequency Switch Mode"
- const string **cmdFreqSwitchMode_UNITS** = ""
- readonly attribute RWlogical **cmdFreqSwitchMode**
- const string **freqSwitchThrows_DESCRIPTION** = "Frequency Switch Throws"
- const string **freqSwitchThrows_UNITS** = "MHz"
- const string **freqSwitchThrows_FORMAT** = "%.6f"
- readonly attribute ACS::ROdoubleSeq **freqSwitchThrows**
- const string **cmdFreqSwitchThrows_DESCRIPTION** = "Commanded Frequency Switch Throws"
- const string **cmdFreqSwitchThrows_UNITS** = "MHz"
- readonly attribute ACS::RWdoubleSeq **cmdFreqSwitchThrows**
- const string **tuningModified_DESCRIPTION** = "Tuning Modified"
- const string **tuningModified_UNITS** = ""
- const string **tuningModified_SAMPLEINTERVAL** = "60"
- readonly attribute ROyesNo **tuningModified**
- const string **dewarTemp_DESCRIPTION** = "Dewar Temperature"
- const string **dewarTemp_UNITS** = "K"
- const string **dewarTemp_SAMPLEINTERVAL** = "60"
- readonly attribute ACS::ROdouble **dewarTemp**
- const string **dewarVacuum_DESCRIPTION** = "Dewar Vacuum"
- const string **dewarVacuum_UNITS** = "mbar"
- const string **dewarVacuum_FORMAT** = "%.7f"
- const string **dewarVacuum_SAMPLEINTERVAL** = "60"
- readonly attribute ACS::ROdouble **dewarVacuum**
- const string **version_DESCRIPTION** = "Version"
- const string **version_UNITS** = ""
- readonly attribute ACS::ROstring **version**

5.1.1 Detailed Description

This interface belongs to the abstract Heterodyne Front End device. It will be the standard interface for APEX Heterodyne Front End Units.

5.1.2 Member Function Documentation

void apexHFE::HFE::IVScan (in double *minBias*, in double *maxBias*, in long *numPoints*, in long *feedNumber*, in ACS::CBdoubleSeq *cb*, in ACS::CBDescIn *desc*)

Measure IV curve.

Parameters

<i>minBias</i>	minimum bias voltage (mV)
<i>maxBias</i>	maximum bias voltage (mV)
<i>numPoints</i>	number of points to be sampled (max. 100)
<i>feedNumber</i>	number of the feed to be examined
<i>cb</i>	callback when completed
<i>desc</i>	description

void apexHFE::HFE::magFieldScan (in double *minBField*, in double *maxBField*, in long *numPoints*, in long *feedNumber*, in ACS::CBdoubleSeq *cb*, in ACS::CBDescIn *desc*)

Magnetic field scan.

Parameters

<i>minBField</i>	minimum magnetic field strength (% (-100 to 100))
<i>maxBField</i>	maximum magnetic field strength (% (-100 to 100))
<i>numPoints</i>	number of points to be sampled (max. 100)
<i>feedNumber</i>	number of the feed to be examined
<i>cb</i>	callback when completed
<i>desc</i>	description

void apexHFE::HFE::off (in ACS::CBvoid *cb*, in ACS::CBDescIn *desc*)

Turn off any parts of the instrument for which power is under software control.

Parameters

<i>cb</i>	callback when completed
<i>desc</i>	description

void apexHFE::HFE::on (in ACS::CBvoid *cb*, in ACS::CBDescIn *desc*)

Turn on any parts of the instrument for which power is under software control, and initialise by setting defaults.

Parameters

<i>cb</i>	callback when completed
<i>desc</i>	description

long apexHFE::HFE::reset () raises ACSErr::ACSEException)

Hardware reset (restart system) and set defaults.

void apexHFE::HFE::TPScan (in double *minBias*, in double *maxBias*, in long *numPoints*, in long *feedNumber*, in ACS::CBdoubleSeq *cb*, in ACS::CBDescIn *desc*)

Measure total power / conversion curve

Parameters

<i>minBias</i>	minimum bias voltage (mV)
<i>maxBias</i>	maximum bias voltage (mV)
<i>numPoints</i>	number of points to be sampled (max. 100)

<i>feedNumber</i>	number of the feed to be examined
<i>cb</i>	callback when completed
<i>desc</i>	description

void apexHFE::HFE::tune (in string *mode*, in ACS::CBvoid *cb*, in ACS::CBDescIn *desc*)

Tune the receiver according to the high-level properties that are currently defined. The embedded system must keep track of those values.

Parameters

<i>mode</i>	tuning mode (optional, can be left blank)
<i>cb</i>	callback when completed
<i>desc</i>	description

5.1.3 Member Data Documentation

const string apexHFE::HFE::cmdFreqSwitchMode_DESCRIPTION = "Commanded Frequency Switch Mode"

Commanded frequency switching mode (OFF, ON)

const string apexHFE::HFE::cmdFreqSwitchThrows_DESCRIPTION = "Commanded Frequency Switch Throws"

Commanded frequency switching throws (MHz)

const string apexHFE::HFE::cmdPixels_DESCRIPTION = "Commanded Pixel Usage"

Commanded list of elements to be used (0: Not used, 1: Used)

const string apexHFE::HFE::cmdPolarisations_DESCRIPTION = "Commanded Polarisation Usage"

Commanded list of polarisations (0: Horizontal, 1: Vertical)

const string apexHFE::HFE::cmdSideBand_DESCRIPTION = "Commanded Sideband"

Commanded sideband (LSB, USB)

const string apexHFE::HFE::cmdSkyFrequency_DESCRIPTION = "Commanded Sky Frequency"

Commanded sky frequency (GHz)

const string apexHFE::HFE::dewarTemp_DESCRIPTION = "Dewar Temperature"

Dewar temperature (K)

const string apexHFE::HFE::dewarVacuum_DESCRIPTION = "Dewar Vacuum"

Dewar vacuum (mbar)

const string apexHFE::HFE::freqSwitchMode_DESCRIPTION = "Frequency Switch Mode"

Frequency switching mode selection (OFF, ON)

const string apexHFE::HFE::freqSwitchThrows_DESCRIPTION = "Frequency Switch Throws"

Frequency switching throws (MHz)

const string apexHFE::HFE::pixels_DESCRIPTION = "Pixel Usage"

List of pixels to be used (0: Not used, 1: Used)

const string apexHFE::HFE::polarisations_DESCRIPTION = "Polarisation Usage"

List of polarisations (0: Horizontal, 1: Vertical)

const string apexHFE::HFE::sideBand_DESCRIPTION = "Sideband"

Sideband (LSB, USB)

const string apexHFE::HFE::skyFrequency_DESCRIPTION = "Sky Frequency"

Sky frequency (GHz)

const string apexHFE::HFE::state_DESCRIPTION = "State"

Actual State of the Heterodyne Frontend

const string apexHFE::HFE::tuningModified_DESCRIPTION = "Tuning Modified"

Flag to indicate that the tuning was changed by the receiver control system after a tune command. (YES / NO)

const string apexHFE::HFE::version_DESCRIPTION = "Version"

Software version

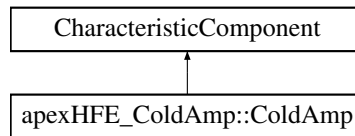
The documentation for this interface was generated from the following file:

– apexHFE.idl

5.2 apexHFE_ColdAmp::ColdAmp Interface Reference

```
import "apexHFE_ColdAmp.idl";
```

Inheritance diagram for apexHFE_ColdAmp::ColdAmp:



Public Member Functions

- void **on** (in ACS::CBvoid cb, in ACS::CBDescIn desc)
- void **off** (in ACS::CBvoid cb, in ACS::CBDescIn desc)
- long **reset** () raises (ACSErr::ACSEException)

Public Attributes

- const string **state_DESCRIPTION** = "State"
- const string **state_UNITS** = ""
- const string **state_ALARMON** = "4"
- const string **state_SAMPLEINTERVAL** = "60"
- readonly attribute ROstatus **state**
- const string **version_DESCRIPTION** = "Version"
- const string **version_UNITS** = ""
- readonly attribute ACS::ROstring **version**
- const string **biasMode_DESCRIPTION** = "Bias Mode"
- const string **biasMode_UNITS** = ""
- const string **biasMode_SAMPLEINTERVAL** = "60"
- readonly attribute RObiasMode **biasMode**
- const string **cmsBiasMode_DESCRIPTION** = "Commanded Bias Mode"
- const string **cmsBiasMode_UNITS** = ""
- readonly attribute RWbiasMode **cmsBiasMode**
- const string **bias1_DESCRIPTION** = "Bias Voltage #1"
- const string **bias1_UNITS** = "mV"
- const string **bias1_SAMPLEINTERVAL** = "60"
- readonly attribute ACS::ROdouble **bias1**
- const string **cmdBias1_DESCRIPTION** = "Commanded Bias Voltage #1"
- const string **cmdBias1_UNITS** = "mV"
- readonly attribute ACS::RWdouble **cmdBias1**
- const string **current1_DESCRIPTION** = "Current #1"
- const string **current1_UNITS** = "muA"
- const string **current1_SAMPLEINTERVAL** = "60"
- readonly attribute ACS::ROdouble **current1**
- const string **cmdCurrent1_DESCRIPTION** = "Commanded Current #1"
- const string **cmdCurrent1_UNITS** = "muA"
- readonly attribute ACS::RWdouble **cmdCurrent1**
- const string **bias2_DESCRIPTION** = "Bias Voltage #2"
- const string **bias2_UNITS** = "mV"
- const string **bias2_SAMPLEINTERVAL** = "60"
- readonly attribute ACS::ROdouble **bias2**
- const string **cmdBias2_DESCRIPTION** = "Commanded Bias Voltage #2"

- const string **cmdBias2_UNITS** = "mV"
- const string **cmdBias2_SAMPLEINTERVAL** = "60"
- readonly attribute ACS::RWdouble **cmdBias2**
- const string **current2_DESCRIPTION** = "Current #2"
- const string **current2_UNITS** = "muA"
- const string **current2_SAMPLEINTERVAL** = "60"
- readonly attribute ACS::ROdouble **current2**
- const string **cmdCurrent2_DESCRIPTION** = "Commanded Current #2"
- const string **cmdCurrent2_UNITS** = "muA"
- readonly attribute ACS::RWdouble **cmdCurrent2**
- const string **bias3_DESCRIPTION** = "Bias Voltage #3"
- const string **bias3_UNITS** = "mV"
- const string **bias3_SAMPLEINTERVAL** = "60"
- readonly attribute ACS::ROdouble **bias3**
- const string **cmdBias3_DESCRIPTION** = "Commanded Bias Voltage #3"
- const string **cmdBias3_UNITS** = "mV"
- readonly attribute ACS::RWdouble **cmdBias3**
- const string **current3_DESCRIPTION** = "Current #3"
- const string **current3_UNITS** = "muA"
- const string **current3_SAMPLEINTERVAL** = "60"
- readonly attribute ACS::ROdouble **current3**
- const string **cmdCurrent3_DESCRIPTION** = "Commanded Current #3"
- const string **cmdCurrent3_UNITS** = "muA"
- readonly attribute ACS::RWdouble **cmdCurrent3**
- const string **IFAtten_DESCRIPTION** = "IF Attenuation"
- const string **IFAtten_UNITS** = "dB"
- const string **IFAtten_SAMPLEINTERVAL** = "60"
- readonly attribute ACS::ROdouble **IFAtten**
- const string **cmdIFAtten_DESCRIPTION** = "Commanded IF Attenuation"
- const string **cmdIFAtten_UNITS** = "dB"
- readonly attribute ACS::RWdouble **cmdIFAtten**
- const string **IFLevel_DESCRIPTION** = "IF Output Level"
- const string **IFLevel_UNITS** = "dBm"
- const string **IFLevel_SAMPLEINTERVAL** = "60"
- readonly attribute ACS::ROdouble **IFLevel**
- const string **cmdIFLevel_DESCRIPTION** = "Commanded IF Output Level"
- const string **cmdIFLevel_UNITS** = "dBm"
- readonly attribute ACS::RWdouble **cmdIFLevel**

5.2.1 Detailed Description

This interface belongs to the abstract Heterodyne Front End device. It will be the standard interface for APEX Heterodyne Front End Units.

5.2.2 Member Function Documentation

void apexHFE_ColdAmp::ColdAmp::off (in ACS::CBvoid *cb*, in ACS::CBDescIn *desc*)

Turn off any parts of the instrument for which power is under software control.

Parameters

<i>cb</i>	callback when completed
<i>desc</i>	description

void apexHFE_ColdAmp::ColdAmp::on (in ACS::CBvoid *cb*, in ACS::CBDescIn *desc*)

Turn on any parts of the instrument for which power is under software control, and initialise by setting defaults.

Parameters

<i>cb</i>	callback when completed
<i>desc</i>	description

long apexHFE_ColdAmp::ColdAmp::reset () raises ACSErr::ACSException)

Hardware reset (restart system) and set defaults.

5.2.3 Member Data Documentation

const string apexHFE_ColdAmp::ColdAmp::bias1_DESCRIPTION = "Bias Voltage #1"

Cold amplifier bias voltage 1 (mV)

const string apexHFE_ColdAmp::ColdAmp::bias2_DESCRIPTION = "Bias Voltage #2"

Cold amplifier bias voltage 2 (mV)

const string apexHFE_ColdAmp::ColdAmp::bias3_DESCRIPTION = "Bias Voltage #3"

Cold amplifier bias voltage 3 (mV)

const string apexHFE_ColdAmp::ColdAmp::biasMode_DESCRIPTION = "Bias Mode"

Cold amplifier bias mode (VOLTAGE, CURRENT, BOTH, PROTECTED)

const string apexHFE_ColdAmp::ColdAmp::cmdBias1_DESCRIPTION = "Commanded Bias Voltage #1"

Commanded cold amplifier bias voltage 1 (mV)

const string apexHFE_ColdAmp::ColdAmp::cmdBias2_DESCRIPTION = "Commanded Bias Voltage #2"

Commanded cold amplifier bias voltage 2 (mV)

const string apexHFE_ColdAmp::ColdAmp::cmdBias3_DESCRIPTION = "Commanded Bias Voltage #3"

Commanded cold amplifier bias voltage 3 (mV)

const string apexHFE_ColdAmp::ColdAmp::cmdCurrent1_DESCRIPTION = "Commanded Current #1"

Commanded cold amplifier current 1 (micro A)

const string apexHFE_ColdAmp::ColdAmp::cmdCurrent2_DESCRIPTION = "Commanded Current #2"

Commanded cold amplifier current 2 (micro A)

const string apexHFE_ColdAmp::ColdAmp::cmdCurrent3_DESCRIPTION = "Commanded Current #3"

Commanded cold amplifier current 3 (micro A)

const string apexHFE_ColdAmp::ColdAmp::cmdIFAtten_DESCRIPTION = "Commanded IF Attenuation"

Commanded IF attenuation

const string apexHFE_ColdAmp::ColdAmp::cmdIFLevel_DESCRIPTION = "Commanded IF Output Level"

Commanded IF level

const string apexHFE_ColdAmp::ColdAmp::cmsBiasMode_DESCRIPTION = "Commanded Bias Mode"

Commanded cold amplifier bias mode (VOLTAGE, CURRENT, BOTH, PROTECTED)

const string apexHFE_ColdAmp::ColdAmp::current1_DESCRIPTION = "Current #1"

Cold amplifier current 1 (micro A)

const string apexHFE_ColdAmp::ColdAmp::current2_DESCRIPTION = "Current #2"

Cold amplifier current 2 (micro A)

const string apexHFE_ColdAmp::ColdAmp::current3_DESCRIPTION = "Current #3"

Cold amplifier current 3 (micro A)

const string apexHFE_ColdAmp::ColdAmp::IFAtten_DESCRIPTION = "IF Attenuation"

IF attenuation

const string apexHFE_ColdAmp::ColdAmp::IFLevel_DESCRIPTION = "IF Output Level"

IF level

const string apexHFE_ColdAmp::ColdAmp::state_DESCRIPTION = "State"

Actual State of the cold amplifier

const string apexHFE_ColdAmp::ColdAmp::version_DESCRIPTION = "Version"

Software version

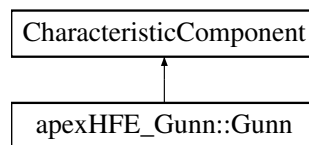
The documentation for this interface was generated from the following file:

- apexHFE_ColdAmp.idl

5.3 apexHFE_Gunn::Gunn Interface Reference

```
import "apexHFE_Gunn.idl";
```

Inheritance diagram for apexHFE_Gunn::Gunn:



Public Member Functions

- void **on** (in ACS::CBvoid cb, in ACS::CBDescIn desc)
- void **off** (in ACS::CBvoid cb, in ACS::CBDescIn desc)
- void **reset** () raises (ACSErr::ACSEException)

Public Attributes

- const string **state_DESCRIPTION** = "State"
- const string **state_UNITS** = ""
- const string **state_ALARMON** = "4"
- const string **state_SAMPLEINTERVAL** = "60"
- readonly attribute ROstatus **state**
- const string **version_DESCRIPTION** = "Version"
- const string **version_UNITS** = ""
- readonly attribute ACS::ROstring **version**
- const string **frequency_DESCRIPTION** = "Frequency"
- const string **frequency_UNITS** = "GHz"
- const string **frequency_FORMAT** = "%.9f"
- const string **frequency_SAMPLEINTERVAL** = "60"
- readonly attribute ACS::ROdouble **frequency**
- const string **cmdFrequency_DESCRIPTION** = "Commanded Frequency"
- const string **cmdFrequency_UNITS** = "GHz"
- readonly attribute ACS::RWdouble **cmdFrequency**
- const string **biasMode_DESCRIPTION** = "Bias Mode"
- const string **biasMode_UNITS** = ""
- const string **biasMode_SAMPLEINTERVAL** = "60"
- readonly attribute ROBiasMode **biasMode**
- const string **cmdBiasMode_DESCRIPTION** = "Commanded Bias Mode"
- const string **cmdBiasMode_UNITS** = ""
- readonly attribute RWbiasMode **cmdBiasMode**
- const string **bias_DESCRIPTION** = "Bias Voltage"
- const string **bias_UNITS** = "mV"
- const string **bias_SAMPLEINTERVAL** = "60"
- readonly attribute ACS::ROdouble **bias**
- const string **cmdBias_DESCRIPTION** = "Commanded Bias Voltage"
- const string **cmdBias_UNITS** = "mV"
- readonly attribute ACS::RWdouble **cmdBias**
- const string **current_DESCRIPTION** = "Current"
- const string **current_UNITS** = "muA"
- const string **current_SAMPLEINTERVAL** = "60"
- readonly attribute ACS::ROdouble **current**

- const string `cmdCurrent_DESCRIPTION` = "Commanded Current"
- const string `cmdCurrent_UNITS` = "muA"
- readonly attribute ACS::RWdouble `cmdCurrent`
- const string `tuner_DESCRIPTION` = "Tuner"
- const string `tuner_UNITS` = "counts"
- const string `tuner_SAMPLEINTERVAL` = "60"
- readonly attribute ACS::ROdouble `tuner`
- const string `cmdTuner_DESCRIPTION` = "Commanded Tuner"
- const string `cmdTuner_UNITS` = "counts"
- readonly attribute ACS::RWdouble `cmdTuner`
- const string `BShort_DESCRIPTION` = "Backshort"
- const string `BShort_UNITS` = "counts"
- const string `BShort_SAMPLEINTERVAL` = "60"
- readonly attribute ACS::ROdouble `BShort`
- const string `cmdBShort_DESCRIPTION` = "Commanded Backshort"
- const string `cmdBShort_UNITS` = "counts"
- readonly attribute ACS::RWdouble `cmdBShort`

5.3.1 Detailed Description

This interface belongs to the abstract Heterodyne Front End device. It will be the standard interface for APEX Heterodyne Front End Units.

5.3.2 Member Function Documentation

void apexHFE_Gunn::Gunn::off (in ACS::CBvoid *cb*, in ACS::CBDescIn *desc*)

Turn off any parts of the instrument for which power is under software control.

Parameters

<i>cb</i>	callback when completed
<i>desc</i>	description

void apexHFE_Gunn::Gunn::on (in ACS::CBvoid *cb*, in ACS::CBDescIn *desc*)

Turn on any parts of the instrument for which power is under software control, and initialise by setting defaults.

Parameters

<i>cb</i>	callback when completed
<i>desc</i>	description

void apexHFE_Gunn::Gunn::reset () raises ACSErr::ACSEException)

Hardware reset (restart system) and set defaults.

5.3.3 Member Data Documentation

const string apexHFE_Gunn::Gunn::bias_DESCRIPTION = "Bias Voltage"

`Gunn` bias voltage (mV)

const string apexHFE_Gunn::Gunn::biasMode_DESCRIPTION = "Bias Mode"

`Gunn` bias mode (VOLTAGE, CURRENT, BOTH, PROTECTED)

const string apexHFE_Gunn::Gunn::BShort_DESCRIPTION = "Backshort"

Gunn backshort setting (counts)

const string apexHFE_Gunn::Gunn::cmdBias_DESCRIPTION = "Commanded Bias Voltage"

Commanded Gunn bias voltage (mV)

const string apexHFE_Gunn::Gunn::cmdBiasMode_DESCRIPTION = "Commanded Bias Mode"

Commanded Gunn bias mode (VOLTAGE, CURRENT, BOTH, PROTECTED)

const string apexHFE_Gunn::Gunn::cmdBShort_DESCRIPTION = "Commanded Backshort"

Commanded Gunn backshort setting (counts)

const string apexHFE_Gunn::Gunn::cmdCurrent_DESCRIPTION = "Commanded Current"

Commanded Gunn current (micro A)

const string apexHFE_Gunn::Gunn::cmdFrequency_DESCRIPTION = "Commanded Frequency"

Commanded Gunn frequency (GHz)

const string apexHFE_Gunn::Gunn::cmdTuner_DESCRIPTION = "Commanded Tuner"

Commanded Gunn tuner setting (counts)

const string apexHFE_Gunn::Gunn::current_DESCRIPTION = "Current"

Gunn current (micro A)

const string apexHFE_Gunn::Gunn::frequency_DESCRIPTION = "Frequency"

Gunn frequency (GHz)

const string apexHFE_Gunn::Gunn::state_DESCRIPTION = "State"

Actual State of the Gunn

const string apexHFE_Gunn::Gunn::tuner_DESCRIPTION = "Tuner"

Gunn tuner setting (counts)

const string apexHFE_Gunn::Gunn::version_DESCRIPTION = "Version"

Software version

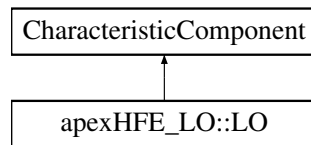
The documentation for this interface was generated from the following file:

- apexHFE_Gunn.idl

5.4 apexHFE_LO::LO Interface Reference

```
import "apexHFE_LO.idl";
```

Inheritance diagram for apexHFE_LO::LO:



Public Member Functions

- void **on** (in ACS::CBvoid cb, in ACS::CBDescIn desc)
- void **off** (in ACS::CBvoid cb, in ACS::CBDescIn desc)
- void **reset** () raises (ACSErr::ACSEException)

Public Attributes

- const string **state_DESCRIPTION** = "State"
- const string **state_UNITS** = ""
- const string **state_ALARMON** = "4"
- const string **state_SAMPLEINTERVAL** = "60"
- readonly attribute ROstatus **state**
- const string **frequency_DESCRIPTION** = "Frequency"
- const string **frequency_UNITS** = "GHz"
- const string **frequency_SAMPLEINTERVAL** = "60"
- readonly attribute ACS::ROdouble **frequency**
- const string **cmdFrequency_DESCRIPTION** = "Commanded Frequency"
- const string **cmdFrequency_UNITS** = "GHz"
- readonly attribute ACS::RWdouble **cmdFrequency**
- const string **powerLevel_DESCRIPTION** = "Power Level"
- const string **powerLevel_UNITS** = "dBm"
- const string **powerLevel_SAMPLEINTERVAL** = "60"
- readonly attribute ACS::ROdouble **powerLevel**
- const string **cmdPowerLevel_DESCRIPTION** = "Commanded Power Level"
- const string **cmdPowerLevel_UNITS** = "dBm"
- readonly attribute ACS::RWdouble **cmdPowerLevel**
- const string **refSynthFreq_DESCRIPTION** = "Reference Frequency"
- const string **refSynthFreq_UNITS** = "GHz"
- const string **refSynthFreq_SAMPLEINTERVAL** = "60"
- readonly attribute ACS::ROdouble **refSynthFreq**
- const string **cmdRefSynthFreq_DESCRIPTION** = "Commanded Reference Frequency"
- const string **cmdRefSynthFreq_UNITS** = "GHz"
- readonly attribute ACS::RWdouble **cmdRefSynthFreq**
- const string **attenuator1_DESCRIPTION** = "Attenuator #1"
- const string **attenuator1_UNITS** = "dB"
- const string **attenuator1_SAMPLEINTERVAL** = "60"
- readonly attribute ACS::ROdouble **attenuator1**
- const string **cmdAttenuator1_DESCRIPTION** = "Commanded Attenuator #1"
- const string **cmdAttenuator1_UNITS** = "dB"
- readonly attribute ACS::RWdouble **cmdAttenuator1**
- const string **attenuator2_DESCRIPTION** = "Attenuator #2"

- const string **attenuator2_UNITS** = "dB"
- const string **attenuator2_SAMPLEINTERVAL** = "60"
- readonly attribute ACS::ROdouble **attenuator2**
- const string **cmdAttenuator2_DESCRIPTION** = "Commanded Attenuator #2"
- const string **cmdAttenuator2_UNITS** = "dB"
- readonly attribute ACS::RWdouble **cmdAttenuator2**
- const string **version_DESCRIPTION** = "Version"
- const string **version_UNITS** = ""
- readonly attribute ACS::ROstring **version**

5.4.1 Detailed Description

This interface belongs to the abstract Heterodyne Front End device. It will be the standard interface for APEX Heterodyne Front End Units.

5.4.2 Member Function Documentation

void apexHFE_LO::LO::off (in ACS::CBvoid *cb*, in ACS::CBDescIn *desc*)

Turn off any parts of the instrument for which power is under software control.

Parameters

<i>cb</i>	callback when completed
<i>desc</i>	description

void apexHFE_LO::LO::on (in ACS::CBvoid *cb*, in ACS::CBDescIn *desc*)

Turn on any parts of the instrument for which power is under software control, and initialise by setting defaults.

Parameters

<i>cb</i>	callback when completed
<i>desc</i>	description

void apexHFE_LO::LO::reset () raises ACS::ACSErr::ACSEException)

Hardware reset (restart system) and set defaults.

5.4.3 Member Data Documentation

const string apexHFE_LO::LO::attenuator1_DESCRIPTION = "Attenuator #1"

LO attenuator 1 setting (dB)

const string apexHFE_LO::LO::attenuator2_DESCRIPTION = "Attenuator #2"

LO attenuator 2 setting (dB)

const string apexHFE_LO::LO::cmdAttenuator1_DESCRIPTION = "Commanded Attenuator #1"

Commanded LO attenuator 1 setting (dB)

const string apexHFE_LO::LO::cmdAttenuator2_DESCRIPTION = "Commanded Attenuator #2"

Commanded LO attenuator 2 setting (dB)

const string apexHFE_LO::LO::cmdFrequency_DESCRIPTION = "Commanded Frequency"

Commanded **LO** frequency (GHz)

const string apexHFE_LO::LO::cmdPowerLevel_DESCRIPTION = "Commanded Power Level"

Commanded **LO** frequency (dBm)

const string apexHFE_LO::LO::cmdRefSynthFreq_DESCRIPTION = "Commanded Reference Frequency"

Commanded **LO** reference frequency (GHz)

const string apexHFE_LO::LO::frequency_DESCRIPTION = "Frequency"

LO frequency (GHz)

const string apexHFE_LO::LO::powerLevel_DESCRIPTION = "Power Level"

LO power level (dBm)

const string apexHFE_LO::LO::refSynthFreq_DESCRIPTION = "Reference Frequency"

LO reference frequency. The synthesizer (typically 2-20 GHz range) is set via a different DO. This is just for information for the embedded system. (GHz)

const string apexHFE_LO::LO::state_DESCRIPTION = "State"

Actual State of the Heterodyne Frontend Local Oscillator

const string apexHFE_LO::LO::version_DESCRIPTION = "Version"

Software version

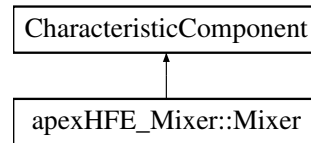
The documentation for this interface was generated from the following file:

- apexHFE_LO.idl

5.5 apexHFE_Mixer::Mixer Interface Reference

```
import "apexHFE_Mixer.idl";
```

Inheritance diagram for apexHFE_Mixer::Mixer:



Public Member Functions

- void **on** (in ACS::CBvoid cb, in ACS::CBDescIn desc)
- void **off** (in ACS::CBvoid cb, in ACS::CBDescIn desc)
- void **reset** () raises (ACSErr::ACSEException)

Public Attributes

- const string **state_DESCRIPTION** = "State"
- const string **state_UNITS** = ""
- const string **state_ALARMON** = "4"
- const string **state_SAMPLEINTERVAL** = "60"
- readonly attribute ROstatus **state**
- const string **version_DESCRIPTION** = "Version"
- const string **version_UNITS** = ""
- readonly attribute ACS::ROstring **version**
- const string **imageMode_DESCRIPTION** = "Image Mode"
- const string **imageMode_UNITS** = ""
- const string **imageMode_SAMPLEINTERVAL** = "60"
- readonly attribute ROimageMode **imageMode**
- const string **cmdImageMode_DESCRIPTION** = "Commanded Image Mode"
- const string **cmdImageMode_UNITS** = ""
- readonly attribute RWimageMode **cmdImageMode**
- const string **biasMode_DESCRIPTION** = "Bias Mode"
- const string **biasMode_UNITS** = ""
- const string **biasMode_SAMPLEINTERVAL** = "60"
- readonly attribute RObiasMode **biasMode**
- const string **cmdBiasMode_DESCRIPTION** = "Commanded Bias Mode"
- const string **cmdBiasMode_UNITS** = ""
- readonly attribute RWbiasMode **cmdBiasMode**
- const string **bias_DESCRIPTION** = "Bias Voltage"
- const string **bias_UNITS** = "mV"
- const string **bias_SAMPLEINTERVAL** = "60"
- readonly attribute ACS::ROdouble **bias**
- const string **cmdBias_DESCRIPTION** = "Commanded Bias Voltage"
- const string **cmdBias_UNITS** = "mV"
- readonly attribute ACS::RWdouble **cmdBias**
- const string **current_DESCRIPTION** = "Current"
- const string **current_UNITS** = "muA"
- const string **current_SAMPLEINTERVAL** = "60"
- readonly attribute ACS::ROdouble **current**
- const string **cmdCurrent_DESCRIPTION** = "Commanded Current"

- const string **cmdCurrent_UNITS** = "muA"
- readonly attribute ACS::RWdouble **cmdCurrent**
- const string **BShort_DESCRIPTION** = "Backshort"
- const string **BShort_UNITS** = "counts"
- const string **BShort_SAMPLEINTERVAL** = "60"
- readonly attribute ACS::ROdouble **BShort**
- const string **cmdBShort_DESCRIPTION** = "Commanded Backshort"
- const string **cmdBShort_UNITS** = "counts"
- readonly attribute ACS::RWdouble **cmdBShort**
- const string **EPlane_DESCRIPTION** = "E-Plane"
- const string **EPlane_UNITS** = "counts"
- const string **EPlane_SAMPLEINTERVAL** = "60"
- readonly attribute ACS::ROdouble **EPlane**
- const string **cmdEPlane_DESCRIPTION** = "Commanded E-Plane"
- const string **cmdEPlane_UNITS** = "counts"
- readonly attribute ACS::RWdouble **cmdEPlane**
- const string **magFieldCurrent_DESCRIPTION** = "Magnetic Field Current"
- const string **magFieldCurrent_UNITS** = "mA"
- const string **magFieldCurrent_SAMPLEINTERVAL** = "60"
- readonly attribute ACS::ROdouble **magFieldCurrent**
- const string **cmdMagFieldCurrent_DESCRIPTION** = "Commanded Magnetic Field Current"
- const string **cmdMagFieldCurrent_UNITS** = "mA"
- readonly attribute ACS::RWdouble **cmdMagFieldCurrent**
- const string **heater_DESCRIPTION** = "Heater Status"
- const string **heater_UNITS** = ""
- const string **heater_SAMPLEINTERVAL** = "60"
- readonly attribute ROlogical **heater**
- const string **cmdHeater_DESCRIPTION** = "Commanded Heater Status"
- const string **cmdHeater_UNITS** = ""
- readonly attribute RWlogical **cmdHeater**

5.5.1 Detailed Description

This interface belongs to the abstract Heterodyne Front End device. It will be the standard interface for APEX Heterodyne Front End Units.

5.5.2 Member Function Documentation

void apexHFE_Mixer::Mixer::off (in ACS::CBvoid *cb*, in ACS::CBDescIn *desc*)

Turn off any parts of the instrument for which power is under software control.

Parameters

<i>cb</i>	callback when completed
<i>desc</i>	description

void apexHFE_Mixer::Mixer::on (in ACS::CBvoid *cb*, in ACS::CBDescIn *desc*)

Turn on any parts of the instrument for which power is under software control, and initialise by setting defaults.

Parameters

<i>cb</i>	callback when completed
<i>desc</i>	description

void apexHFE_Mixer::Mixer::reset () raises ACSErr::ACSEException)

Hardware reset (restart system) and set defaults.

5.5.3 Member Data Documentation

const string apexHFE_Mixer::Mixer::bias_DESCRIPTION = "Bias Voltage"

[Mixer](#) bias voltage (mV)

const string apexHFE_Mixer::Mixer::biasMode_DESCRIPTION = "Bias Mode"

[Mixer](#) bias mode (VOLTAGE, CURRENT, BOTH, PROTECTED)

const string apexHFE_Mixer::Mixer::BShort_DESCRIPTION = "Backshort"

[Mixer](#) backshort setting (counts)

const string apexHFE_Mixer::Mixer::cmdBias_DESCRIPTION = "Commanded Bias Voltage"

Commanded mixer bias voltage (mV)

const string apexHFE_Mixer::Mixer::cmdBiasMode_DESCRIPTION = "Commanded Bias Mode"

Commanded mixer bias mode (VOLTAGE, CURRENT, BOTH, PROTECTED)

const string apexHFE_Mixer::Mixer::cmdBShort_DESCRIPTION = "Commanded Backshort"

Commanded mixer backshort setting (counts)

const string apexHFE_Mixer::Mixer::cmdCurrent_DESCRIPTION = "Commanded Current"

Commanded mixer current (micro A)

const string apexHFE_Mixer::Mixer::cmdEPlane_DESCRIPTION = "Commanded E-Plane"

Commanded mixer E-plane setting (counts)

const string apexHFE_Mixer::Mixer::cmdHeater_DESCRIPTION = "Commanded Heater Status"

Toggle mixer heater on/off (ON, OFF)

const string apexHFE_Mixer::Mixer::cmdImageMode_DESCRIPTION = "Commanded Image Mode"

Commanded mixer image mode (SSB, DSB)

const string apexHFE_Mixer::Mixer::cmdMagFieldCurrent_DESCRIPTION = "Commanded Magnetic Field Current"

Commanded mixer magnetic field current (mA). The sign defines the polarity.

const string apexHFE_Mixer::Mixer::current_DESCRIPTION = "Current"

[Mixer](#) current (micro A)

const string apexHFE_Mixer::Mixer::EPlane_DESCRIPTION = "E-Plane"

[Mixer](#) E-plane setting (counts)

const string apexHFE_Mixer::Mixer::heater_DESCRIPTION = "Heater Status"

[Mixer](#) heater status (ON, OFF)

const string apexHFE_Mixer::Mixer::imageMode_DESCRIPTION = "Image Mode"

[Mixer](#) image mode (SSB, DSB)

const string apexHFE_Mixer::Mixer::magFieldCurrent_DESCRIPTION = "Magnetic Field Current"

[Mixer](#) magnetic field current (mA)

const string apexHFE_Mixer::Mixer::state_DESCRIPTION = "State"

Actual State of the mixer

const string apexHFE_Mixer::Mixer::version_DESCRIPTION = "Version"

Software version

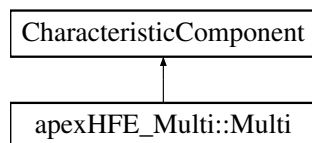
The documentation for this interface was generated from the following file:

- apexHFE_Mixer.idl

5.6 apexHFE_Multi::Multi Interface Reference

```
import "apexHFE_Multi.idl";
```

Inheritance diagram for apexHFE_Multi::Multi:



Public Member Functions

- void **on** (in ACS::CBvoid cb, in ACS::CBDescIn desc)
- void **off** (in ACS::CBvoid cb, in ACS::CBDescIn desc)
- void **reset** () raises (ACSErr::ACSEException)

Public Attributes

- const string **state_DESCRIPTION** = "State"
- const string **state_UNITS** = ""
- const string **state_ALARMON** = "4"
- const string **state_SAMPLEINTERVAL** = "60"
- readonly attribute ROstatus **state**
- const string **version_DESCRIPTION** = "Version"
- const string **version_UNITS** = ""
- readonly attribute ACS::ROstring **version**
- const string **biasMode_DESCRIPTION** = "Bias Mode"
- const string **biasMode_UNITS** = ""
- const string **biasMode_SAMPLEINTERVAL** = "60"
- readonly attribute ROBiasMode **biasMode**
- const string **cmdBiasMode_DESCRIPTION** = "Commanded Bias Mode"
- const string **cmdBiasMode_UNITS** = ""
- readonly attribute ACS::RWdouble **cmdBiasMode**
- const string **bias_DESCRIPTION** = "Bias Voltage"
- const string **bias_UNITS** = "mV"
- const string **bias_SAMPLEINTERVAL** = "60"
- readonly attribute ACS::ROdouble **bias**
- const string **cmdBias_DESCRIPTION** = "Commanded Bias Voltage"
- const string **cmdBias_UNITS** = "mV"
- readonly attribute ACS::RWdouble **cmdBias**
- const string **current_DESCRIPTION** = "Current"
- const string **current_UNITS** = "muA"
- const string **current_SAMPLEINTERVAL** = "60"
- readonly attribute ACS::ROdouble **current**
- const string **cmdCurrent_DESCRIPTION** = "Commanded Current"
- const string **cmdCurrent_UNITS** = "muA"
- readonly attribute ACS::RWdouble **cmdCurrent**
- const string **BShort1_DESCRIPTION** = "Backshort #1"
- const string **BShort1_UNITS** = "counts"
- const string **BShort1_SAMPLEINTERVAL** = "60"
- readonly attribute ACS::ROdouble **BShort1**
- const string **cmdBShort1_DESCRIPTION** = "Commanded Backshort #1"

- const string **cmdBShort1_UNITS** = "counts"
- readonly attribute ACS::RWdouble **cmdBShort1**
- const string **BShort2_DESCRIPTION** = "Backshort #2"
- const string **BShort2_UNITS** = "counts"
- const string **BShort2_SAMPLEINTERVAL** = "60"
- readonly attribute ACS::ROdouble **BShort2**
- const string **cmdBShort2_DESCRIPTION** = "Commanded Backshort #2"
- const string **cmdBShort2_UNITS** = "counts"
- readonly attribute ACS::RWdouble **cmdBShort2**

5.6.1 Detailed Description

This interface belongs to the abstract Heterodyne Front End device. It will be the standard interface for APEX Heterodyne Front End Units.

5.6.2 Member Function Documentation

void apexHFE_Multi::Multi::off (in ACS::CBvoid *cb*, in ACS::CBDescIn *desc*)

Turn off any parts of the instrument for which power is under software control.

Parameters

<i>cb</i>	callback when completed
<i>desc</i>	description

void apexHFE_Multi::Multi::on (in ACS::CBvoid *cb*, in ACS::CBDescIn *desc*)

Turn on any parts of the instrument for which power is under software control, and initialise by setting defaults.

Parameters

<i>cb</i>	callback when completed
<i>desc</i>	description

void apexHFE_Multi::Multi::reset () raises ACSErr::ACSException)

Hardware reset (restart system) and set defaults.

5.6.3 Member Data Documentation

const string apexHFE_Multi::Multi::bias_DESCRIPTION = "Bias Voltage"

Multiplier bias voltage (mV)

const string apexHFE_Multi::Multi::biasMode_DESCRIPTION = "Bias Mode"

Multiplier bias mode (VOLTAGE, CURRENT, BOTH, PROTECTED)

const string apexHFE_Multi::Multi::BShort1_DESCRIPTION = "Backshort #1"

Multiplier backshort 1 setting (counts)

const string apexHFE_Multi::Multi::BShort2_DESCRIPTION = "Backshort #2"

Multiplier backshort 2 setting (counts)

const string apexHFE_Multi::Multi::cmdBias_DESCRIPTION = "Commanded Bias Voltage"

Commanded multiplier bias voltage (mV)

const string apexHFE_Multi::Multi::cmdBiasMode_DESCRIPTION = "Commanded Bias Mode"

Commanded multiplier bias mode (VOLTAGE, CURRENT, BOTH, PROTECTED)

const string apexHFE_Multi::Multi::cmdBShort1_DESCRIPTION = "Commanded Backshort #1"

Commanded multiplier backshort 1 setting (counts)

const string apexHFE_Multi::Multi::cmdBShort2_DESCRIPTION = "Commanded Backshort #2"

Commanded multiplier backshort 2 setting (counts)

const string apexHFE_Multi::Multi::cmdCurrent_DESCRIPTION = "Commanded Current"

Commanded multiplier current (micro A)

const string apexHFE_Multi::Multi::current_DESCRIPTION = "Current"

Multiplier current (micro A)

const string apexHFE_Multi::Multi::state_DESCRIPTION = "State"

Actual State of the multiplier

const string apexHFE_Multi::Multi::version_DESCRIPTION = "Version"

Software version

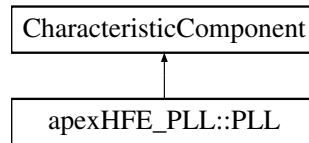
The documentation for this interface was generated from the following file:

- apexHFE_Multi.idl

5.7 apexHFE_PLL::PLL Interface Reference

```
import "apexHFE_PLL.idl";
```

Inheritance diagram for apexHFE_PLL::PLL:



Public Member Functions

- void **on** (in ACS::CBvoid cb, in ACS::CBDescIn desc)
- void **off** (in ACS::CBvoid cb, in ACS::CBDescIn desc)
- void **reset** () raises (ACSErr::ACSEException)

Public Attributes

- const string **state_DESCRIPTION** = "State"
- const string **state_UNITS** = ""
- const string **state_ALARMON** = "4"
- const string **state_SAMPLEINTERVAL** = "60"
- readonly attribute ROstatus **state**
- const string **version_DESCRIPTION** = "Version"
- const string **version_UNITS** = ""
- readonly attribute ACS::ROstring **version**
- const string **synthFreq_DESCRIPTION** = "Synthesizer Frequency"
- const string **synthFreq_UNITS** = "MHz"
- readonly attribute ACS::ROdouble **synthFreq**
- const string **cmdSynthFreq_DESCRIPTION** = "Commanded Synthesizer Frequency"
- const string **cmdSynthFreq_UNITS** = "MHz"
- readonly attribute ACS::RWdouble **cmdSynthFreq**
- const string **harmNum_DESCRIPTION** = "Harmonic Number"
- const string **harmNum_UNITS** = ""
- const string **harmNum_SAMPLEINTERVAL** = "60"
- readonly attribute ACS::ROlong **harmNum**
- const string **cmdHarmNum_DESCRIPTION** = "Commanded Harmonic Number"
- const string **cmdHarmNum_UNITS** = ""
- readonly attribute ACS::RWlong **cmdHarmNum**
- const string **recHarmNum_DESCRIPTION** = "Recommended Harmonic Number"
- const string **recHarmNum_UNITS** = ""
- const string **recHarmNum_SAMPLEINTERVAL** = "60"
- readonly attribute ACS::ROlong **recHarmNum**
- const string **HMixBiasMode_DESCRIPTION** = "Harmonic Mixer Bias Mode"
- const string **HMixBiasMode_UNITS** = ""
- const string **HMixBiasMode_SAMPLEINTERVAL** = "60"
- readonly attribute RObiasMode **HMixBiasMode**
- const string **cmdHMixBiasMode_DESCRIPTION** = "Commanded Harmonic Mixer Bias Mode"
- const string **cmdHMixBiasMode_UNITS** = ""
- readonly attribute RWbiasMode **cmdHMixBiasMode**
- const string **HMixBias_DESCRIPTION** = "Harmonic Mixer Bias Voltage"
- const string **HMixBias_UNITS** = "mV"

- const string **HMixBias_SAMPLEINTERVAL** = "60"
- readonly attribute ACS::ROdouble **HMixBias**
- const string **cmdHMixBias_DESCRIPTION** = "Harmonic Mixer Bias Voltage"
- const string **cmdHMixBias_UNITS** = "mV"
- readonly attribute ACS::RWdouble **cmdHMixBias**
- const string **HMixCurrent_DESCRIPTION** = "Harmonic Mixer Current"
- const string **HMixCurrent_UNITS** = "muA"
- const string **HMixCurrent_SAMPLEINTERVAL** = "60"
- readonly attribute ACS::ROdouble **HMixCurrent**
- const string **cmdHMixCurrent_DESCRIPTION** = "Harmonic Mixer Current"
- const string **cmdHMixCurrent_UNITS** = "muA"
- readonly attribute ACS::RWdouble **cmdHMixCurrent**
- const string **freqLoop_DESCRIPTION** = "Frequency Loop State"
- const string **freqLoop_UNITS** = ""
- const string **freqLoop_ALARMON** = "0"
- const string **freqLoop_SAMPLEINTERVAL** = "60"
- readonly attribute ROloopState **freqLoop**
- const string **cmdFreqLoop_DESCRIPTION** = "Commanded Frequency Loop State"
- const string **cmdFreqLoop_UNITS** = ""
- readonly attribute RWloopState **cmdFreqLoop**
- const string **phaseLoop_DESCRIPTION** = "Phase Loop State"
- const string **phaseLoop_UNITS** = ""
- const string **phaseLoop_ALARMON** = "0"
- const string **phaseLoop_SAMPLEINTERVAL** = "60"
- readonly attribute ROloopState **phaseLoop**
- const string **cmdPhaseLoop_DESCRIPTION** = "Commanded Phase Loop State"
- const string **cmdPhaseLoop_UNITS** = ""
- readonly attribute RWloopState **cmdPhaseLoop**
- const string **lock_DESCRIPTION** = "Lock Status"
- const string **lock_UNITS** = ""
- const string **lock_SAMPLEINTERVAL** = "60"
- readonly attribute ROlogical **lock**
- const string **gain_DESCRIPTION** = "Gain"
- const string **gain_UNITS** = ""
- const string **gain_SAMPLEINTERVAL** = "60"
- readonly attribute ACS::ROdouble **gain**
- const string **cmdGain_DESCRIPTION** = "Commanded Gain"
- const string **cmdGain_UNITS** = ""
- readonly attribute ACS::RWdouble **cmdGain**
- const string **holdRange_DESCRIPTION** = "Hold Range"
- const string **holdRange_UNITS** = "%"
- const string **holdRange_SAMPLEINTERVAL** = "60"
- readonly attribute ACS::ROdouble **holdRange**

5.7.1 Detailed Description

This interface belongs to the abstract Heterodyne Front End device. It will be the standard interface for APEX Heterodyne Front End Units.

5.7.2 Member Function Documentation

void apexHFE_PLL::PLL::off (in ACS::CBvoid *cb*, in ACS::CBDescIn *desc*)

Turn off any parts of the instrument for which power is under software control.

Parameters

<i>cb</i>	callback when completed
<i>desc</i>	description

void apexHFE_PLL::PLL::on (in ACS::CBvoid *cb*, in ACS::CBDescIn *desc*)

Turn on any parts of the instrument for which power is under software control, and initialise by setting defaults.

Parameters

<i>cb</i>	callback when completed
<i>desc</i>	description

void apexHFE_PLL::PLL::reset () raises ACSErr::ACSEException)

Hardware reset (restart system) and set defaults.

5.7.3 Member Data Documentation

const string apexHFE_PLL::PLL::cmdFreqLoop_DESCRIPTION = "Commanded Frequency Loop State"

Commanded [PLL](#) frequency loop state

const string apexHFE_PLL::PLL::cmdGain_DESCRIPTION = "Commanded Gain"

Commanded [PLL](#) gain (-)

const string apexHFE_PLL::PLL::cmdHarmNum_DESCRIPTION = "Commanded Harmonic Number"

Commanded [PLL](#) harmonic number (-)

const string apexHFE_PLL::PLL::cmdHMBias_DESCRIPTION = "Harmonic Mixer Bias Voltage"

Commanded [PLL](#) harmonic mixer bias voltage (mV)

const string apexHFE_PLL::PLL::cmdHMBiasMode_DESCRIPTION = "Commanded Harmonic Mixer Bias Mode"

Commanded [PLL](#) harmonic mixer bias mode (VOLTAGE, CURRENT, BOTH, PROTECTED)

const string apexHFE_PLL::PLL::cmdHMCCurrent_DESCRIPTION = "Harmonic Mixer Current"

Commanded harmonic mixer [PLL](#) bias current (micro A)

const string apexHFE_PLL::PLL::cmdPhaseLoop_DESCRIPTION = "Commanded Phase Loop State"

Commanded [PLL](#) phase loop state

const string apexHFE_PLL::PLL::cmdSynthFreq_DESCRIPTION = "Commanded Synthesizer Frequency"

Commanded [PLL](#) synthesizer frequency (MHz)

const string apexHFE_PLL::PLL::freqLoop_DESCRIPTION = "Frequency Loop State"

[PLL](#) frequency loop state (OPEN, CLOSED)

const string apexHFE_PLL::PLL::gain_DESCRIPTION = "Gain"

[PLL](#) gain (-)

const string apexHFE_PLL::PLL::harmNum_DESCRIPTION = "Harmonic Number"

PLL harmonic number (-)

const string apexHFE_PLL::PLL::HMixBias_DESCRIPTION = "Harmonic Mixer Bias Voltage"

PLL harmonic mixer bias voltage (mV)

const string apexHFE_PLL::PLL::HMixBiasMode_DESCRIPTION = "Harmonic Mixer Bias Mode"

PLL harmonic mixer bias mode (VOLTAGE, CURRENT, BOTH, PROTECTED)

const string apexHFE_PLL::PLL::HMixCurrent_DESCRIPTION = "Harmonic Mixer Current"

PLL harmonic mixer bias current (micro A)

const string apexHFE_PLL::PLL::holdRange_DESCRIPTION = "Hold Range"

PLL hold range(%)

const string apexHFE_PLL::PLL::lock_DESCRIPTION = "Lock Status"

PLL lock status

const string apexHFE_PLL::PLL::phaseLoop_DESCRIPTION = "Phase Loop State"

PLL phase loop state (OPEN, CLOSED)

const string apexHFE_PLL::PLL::recHarmNum_DESCRIPTION = "Recommended Harmonic Number"

Recommended PLL harmonic number (-)

Some receivers (e.g. the HET345) require certain harmonic numbers for different sky frequencies to get optimum results. The receiver control system may thus set this number upon receiving a new cmdSkyFrequency to let APECS know before setting up the reference synthesizers.

const string apexHFE_PLL::PLL::state_DESCRIPTION = "State"

Actual State of the PLL

const string apexHFE_PLL::PLL::synthFreq_DESCRIPTION = "Synthesizer Frequency"

PLL synthesizer frequency (MHz). Typically 100 MHz via 0.01-1 GHz Rohde & Schwarz synthesizer. The frequency is set via another DO (see [apexSynthesizer.idl](#)). This property is meant just for information for the embedded system. (MHz)

const string apexHFE_PLL::PLL::version_DESCRIPTION = "Version"

Software version

The documentation for this interface was generated from the following file:

– apexHFE_PLL.idl

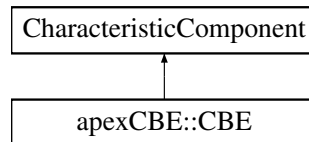
Chapter 6

Continuum Backends

6.1 apexCBE::CBE Interface Reference

```
import "apexCBE.idl";
```

Inheritance diagram for apexCBE::CBE:



Public Member Functions

- void **on** (in ACS::CBvoid cb, in ACS::CBDescIn desc)
- void **off** (in ACS::CBvoid cb, in ACS::CBDescIn desc)
- void **configure** (in ACS::CBvoid cb, in ACS::CBDescIn desc)
- long **start** () raises (ACSErr::ACSEException)
- long **stop** () raises (ACSErr::ACSEException)
- long **abort** () raises (ACSErr::ACSEException)
- void **reset** () raises (ACSErr::ACSEException)

Public Attributes

- const string **integrationTime_DESCRIPTION** = "Dump Time"
- const string **integrationTime_UNITS** = "ms"
- const string **integrationTime_DISPLAYUNITS** = "s"
- const string **integrationTime_FORMAT** = "%.3f"
- const string **integrationTime_SAMPLEINTERVAL** = "60"
- readonly attribute ACS::ROlong **integrationTime**
- const string **cmdIntegrationTime_DESCRIPTION** = "Commanded Dump Time"
- const string **cmdIntegrationTime_UNITS** = "ms"
- const string **cmdIntegrationTime_DISPLAYUNITS** = "s"
- const string **cmdIntegrationTime_FORMAT** = "%.3f"
- readonly attribute ACS::RWlong **cmdIntegrationTime**
- const string **usedChannels_DESCRIPTION** = "Used Channels"
- const string **usedChannels_UNITS** = ""
- readonly attribute ACS::ROlongSeq **usedChannels**
- const string **cmdUsedChannels_DESCRIPTION** = "Commanded Used Channels"
- const string **cmdUsedChannels_UNITS** = ""

- readonly attribute ACS::RWlongSeq **cmdUsedChannels**
- const string **syncTime_DESCRIPTION** = "Sync Time"
- const string **syncTime_UNITS** = "mus"
- const string **syncTime_DISPLAYUNITS** = "ms"
- const string **syncTime_FORMAT** = "%.3f"
- const string **syncTime_SAMPLEINTERVAL** = "60"
- readonly attribute ACS::ROlong **syncTime**
- const string **cmdSyncTime_DESCRIPTION** = "Commanded Sync Time"
- const string **cmdSyncTime_UNITS** = "mus"
- const string **cmdSyncTime_DISPLAYUNITS** = "ms"
- const string **cmdSyncTime_FORMAT** = "%.3f"
- readonly attribute ACS::RWlong **cmdSyncTime**
- const string **blankTime_DESCRIPTION** = "Blank Time"
- const string **blankTime_UNITS** = "mus"
- const string **blankTime_DISPLAYUNITS** = "ms"
- const string **blankTime_FORMAT** = "%.3f"
- const string **blankTime_SAMPLEINTERVAL** = "60"
- readonly attribute ACS::ROlong **blankTime**
- const string **cmdBlankTime_DESCRIPTION** = "Commanded Blank Time"
- const string **cmdBlankTime_UNITS** = "mus"
- const string **cmdBlankTime_DISPLAYUNITS** = "ms"
- const string **cmdBlankTime_FORMAT** = "%.3f"
- readonly attribute ACS::RWlong **cmdBlankTime**
- const string **numPhases_DESCRIPTION** = "Number of Phases"
- const string **numPhases_UNITS** = ""
- const string **numPhases_SAMPLEINTERVAL** = "60"
- readonly attribute ACS::ROlong **numPhases**
- const string **cmdNumPhases_DESCRIPTION** = "Commanded Number of Phases"
- const string **cmdNumPhases_UNITS** = ""
- readonly attribute ACS::RWlong **cmdNumPhases**
- const string **mode_DESCRIPTION** = "Blank / Sync Mode"
- const string **mode_UNITS** = ""
- const string **mode_SAMPLEINTERVAL** = "60"
- readonly attribute ROmode **mode**
- const string **cmdMode_DESCRIPTION** = "Commanded Blank / Sync Mode"
- const string **cmdMode_UNITS** = ""
- readonly attribute RWmode **cmdMode**
- const string **gain_DESCRIPTION** = "Gain"
- const string **gain_UNITS** = ""
- const string **gain_SAMPLEINTERVAL** = "60"
- readonly attribute ACS::ROlong **gain**
- const string **cmdGain_DESCRIPTION** = "Commanded Gain"
- const string **cmdGain_UNITS** = ""
- readonly attribute ACS::RWlong **cmdGain**
- const string **state_DESCRIPTION** = "State"
- const string **state_UNITS** = ""
- const string **state_ALARMON** = "4"
- const string **state_SAMPLEINTERVAL** = "60"
- readonly attribute ROstatus **state**
- const string **version_DESCRIPTION** = "Version"
- const string **version_UNITS** = ""
- readonly attribute ACS::ROstring **version**

6.1.1 Detailed Description

This interface belongs to the abstract Continuum Back End device. It will be the standard interface for APEX Continuum Back End Units.

6.1.2 Member Function Documentation

long apexCBE::CBE::abort () raises ACSErr::ACSEException)

Abort taking data immediately.

void apexCBE::CBE::configure (in ACS::CBvoid *cb*, in ACS::CBDescIn *desc*)

Set up the continuum backend according to the high-level properties that are currently defined. The embedded system must keep track of those values.

Parameters

<i>cb</i>	callback when completed
<i>desc</i>	description

void apexCBE::CBE::off (in ACS::CBvoid *cb*, in ACS::CBDescIn *desc*)

Turn off any parts of the instrument for which power is under software control.

Parameters

<i>cb</i>	callback when completed
<i>desc</i>	description

void apexCBE::CBE::on (in ACS::CBvoid *cb*, in ACS::CBDescIn *desc*)

Turn on any parts of the instrument for which power is under software control, and initialise by setting defaults.

Parameters

<i>cb</i>	callback when completed
<i>desc</i>	description

void apexCBE::CBE::reset () raises ACSErr::ACSEException)

Hardware reset.

long apexCBE::CBE::start () raises ACSErr::ACSEException)

Synchronize with signal from central timing generator and start taking data. This command must not block, i.e. the embedded system returns a status immediately and keeps taking data.

long apexCBE::CBE::stop () raises ACSErr::ACSEException)

Stop taking data. If possible, finish the observing cycle.

6.1.3 Member Data Documentation

const string apexCBE::CBE::blankTime_DESCRIPTION = "Blank Time"

Blanking time (micro seconds)

const string apexCBE::CBE::cmdBlankTime_DESCRIPTION = "Commanded Blank Time"

Commanded blanking time (micro seconds)

This is used by some backends (e.g. the ATNF / SEST correlator) for technical reasons to generate the blank/sync pulses rather than using the TSGEN pulses. The other backends should be able to measure this using the hardware input signals.

const string apexCBE::CBE::cmdGain_DESCRIPTION = "Commanded Gain"

Commanded gain

This is used by some backends to scale the input signal by 1/cmdGain to enhance the dynamic range.

const string apexCBE::CBE::cmdIntegrationTime_DESCRIPTION = "Commanded Dump Time"

Commanded integration time per dump (milli-seconds)

const string apexCBE::CBE::cmdMode_DESCRIPTION = "Commanded Blank / Sync Mode"

Commanded blank / sync mode.

const string apexCBE::CBE::cmdNumPhases_DESCRIPTION = "Commanded Number of Phases"

Commanded number of phases

This is used by some backends (e.g. the ATNF / SEST correlator) for technical reasons to generate the blank/sync pulses rather than using the TSGEN pulses. The other backends should be able to measure this using the hardware input signals.

const string apexCBE::CBE::cmdSyncTime_DESCRIPTION = "Commanded Sync Time"

Commanded sync time (micro seconds)

This is used by some backends (e.g. the ATNF / SEST correlator) for technical reasons to generate the blank/sync pulses rather than using the TSGEN pulses. The other backends should be able to measure this using the hardware input signals.

const string apexCBE::CBE::cmdUsedChannels_DESCRIPTION = "Commanded Used Channels"

Commanded list of continuum backend channels currently in use

const string apexCBE::CBE::gain_DESCRIPTION = "Gain"

Gain

const string apexCBE::CBE::integrationTime_DESCRIPTION = "Dump Time"

Integration time per dump (milli-seconds)

const string apexCBE::CBE::mode_DESCRIPTION = "Blank / Sync Mode"

Blank / sync mode. EXTERNAL means that the backend receives the hardware blank / sync signal from the timing signal generator. INTERNAL means that it generates blank / sync itself according to the commanded values (this is the case for the ASC correlator). The backend must, however, still obey the possibly delayed blank signal from the timing signal generator to blank out e.g. the wobbler transition phase.

const string apexCBE::CBE::numPhases_DESCRIPTION = "Number of Phases"

Number of phases

const string apexCBE::CBE::state_DESCRIPTION = "State"

Actual State of the continuum backend

const string apexCBE::CBE::syncTime_DESCRIPTION = "Sync Time"

Sync time (micro seconds)

const string apexCBE::CBE::usedChannels_DESCRIPTION = "Used Channels"

List of continuum backend channels currently in use (1: used channel, 0: unused channel (this should be a logical-Seq but this type does not exist yet)). The number of sequence elements must match the maximum number of continuum channels.

const string apexCBE::CBE::version_DESCRIPTION = "Version"

Hardware/software version

The documentation for this interface was generated from the following file:

- apexCBE.idl

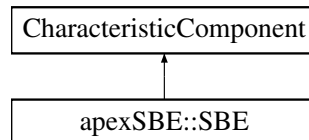
Chapter 7

Spectral Backends

7.1 apexSBE::SBE Interface Reference

```
import "apexSBE.idl";
```

Inheritance diagram for apexSBE::SBE:



Public Member Functions

- void **on** (in ACS::CBvoid cb, in ACS::CBDescIn desc)
- void **off** (in ACS::CBvoid cb, in ACS::CBDescIn desc)
- void **configure** (in ACS::CBvoid cb, in ACS::CBDescIn desc)
- void **stabilityTest** (in ACS::CBvoid cb, in ACS::CBDescIn desc)
- long **start** () raises (ACSErr::ACSEException)
- long **stop** () raises (ACSErr::ACSEException)
- long **abort** () raises (ACSErr::ACSEException)
- void **reset** () raises (ACSErr::ACSEException)
- long **comb** () raises (ACSErr::ACSEException)
- long **noise** () raises (ACSErr::ACSEException)
- string **status** () raises (ACSErr::ACSEException)

Public Attributes

- const string **integrationTime_DESCRIPTION** = "Integration Time"
- const string **integrationTime_UNITS** = "ms"
- const string **integrationTime_DISPLAYUNITS** = "s"
- const string **integrationTime_FORMAT** = "%.3f"
- const string **integrationTime_SAMPLEINTERVAL** = "60"
- readonly attribute ACS::ROlong **integrationTime**
- const string **cmdIntegrationTime_DESCRIPTION** = "Commanded Integration Time"
- const string **cmdIntegrationTime_UNITS** = "ms"
- const string **cmdIntegrationTime_DISPLAYUNITS** = "s"
- const string **cmdIntegrationTime_FORMAT** = "%.3f"
- readonly attribute ACS::RWlong **cmdIntegrationTime**
- const string **usedSections_DESCRIPTION** = "Used Sections"

- const string **usedSections_UNITS** = ""
- readonly attribute ACS::ROlongSeq **usedSections**
- const string **cmdUsedSections_DESCRIPTION** = "Commanded Used Sections"
- const string **cmdUsedSections_UNITS** = ""
- readonly attribute ACS::RWlongSeq **cmdUsedSections**
- const string **blankTime_DESCRIPTION** = "Blank Time"
- const string **blankTime_UNITS** = "mus"
- const string **blankTime_DISPLAYUNITS** = "ms"
- const string **blankTime_FORMAT** = "%.3f"
- const string **blankTime_SAMPLEINTERVAL** = "60"
- readonly attribute ACS::ROlong **blankTime**
- const string **cmdBlankTime_DESCRIPTION** = "Commanded Blank Time"
- const string **cmdBlankTime_UNITS** = "mus"
- const string **cmdBlankTime_DISPLAYUNITS** = "ms"
- const string **cmdBlankTime_FORMAT** = "%.3f"
- readonly attribute ACS::RWlong **cmdBlankTime**
- const string **syncTime_DESCRIPTION** = "Sync Time"
- const string **syncTime_UNITS** = "mus"
- const string **syncTime_DISPLAYUNITS** = "ms"
- const string **syncTime_FORMAT** = "%.3f"
- const string **syncTime_SAMPLEINTERVAL** = "60"
- readonly attribute ACS::ROlong **syncTime**
- const string **cmdSyncTime_DESCRIPTION** = "Commanded Sync Time"
- const string **cmdSyncTime_UNITS** = "mus"
- const string **cmdSyncTime_DISPLAYUNITS** = "ms"
- const string **cmdSyncTime_FORMAT** = "%.3f"
- readonly attribute ACS::RWlong **cmdSyncTime**
- const string **numPhases_DESCRIPTION** = "Number of Phases"
- const string **numPhases_UNITS** = ""
- const string **numPhases_SAMPLEINTERVAL** = "60"
- readonly attribute ACS::ROlong **numPhases**
- const string **cmdNumPhases_DESCRIPTION** = "Commanded Number of Phases"
- const string **cmdNumPhases_UNITS** = ""
- readonly attribute ACS::RWlong **cmdNumPhases**
- const string **mode_DESCRIPTION** = "Blank / Sync Mode"
- const string **mode_UNITS** = ""
- const string **mode_SAMPLEINTERVAL** = "60"
- readonly attribute ROmode **mode**
- const string **cmdMode_DESCRIPTION** = "Commanded Blank / Sync Mode"
- const string **cmdMode_UNITS** = ""
- readonly attribute RWmode **cmdMode**
- const string **state_DESCRIPTION** = "State"
- const string **state_UNITS** = ""
- const string **state_ALARMON** = "4"
- const string **state_SAMPLEINTERVAL** = "60"
- readonly attribute ROstatus **state**
- const string **version_DESCRIPTION** = "Version"
- const string **version_UNITS** = ""
- readonly attribute ACS::ROstring **version**

7.1.1 Detailed Description

This interface belongs to the abstract Spectrometer Back End device. It will be the standard interface for APEX Spectrometer Back End Units.

7.1.2 Member Function Documentation

long apexSBE::SBE::abort () raises ACSErr::ACSEException)

Abort taking data immediately.

long apexSBE::SBE::comb () raises ACSErr::ACSEException)

Generate a comb spectrum for frequency calibration.

void apexSBE::SBE::configure (in ACS::CBvoid *cb*, in ACS::CBDescIn *desc*)

Set up the spectral backend according to the high-level properties that are currently defined. The embedded system must keep track of those values.

Parameters

<i>cb</i>	callback when completed
<i>desc</i>	description

long apexSBE::SBE::noise () raises ACSErr::ACSEException)

Measure noise generator spectrum for test purposes.

void apexSBE::SBE::off (in ACS::CBvoid *cb*, in ACS::CBDescIn *desc*)

Turn off any parts of the instrument for which power is under software control.

Parameters

<i>cb</i>	callback when completed
<i>desc</i>	description

void apexSBE::SBE::on (in ACS::CBvoid *cb*, in ACS::CBDescIn *desc*)

Turn on any parts of the instrument for which power is under software control, and initialise by setting defaults.

Parameters

<i>cb</i>	callback when completed
<i>desc</i>	description

void apexSBE::SBE::reset () raises ACSErr::ACSEException)

Hardware reset (restart system) and set defaults.

void apexSBE::SBE::stabilityTest (in ACS::CBvoid *cb*, in ACS::CBDescIn *desc*)

Start a stability test using the noise diode.

Parameters

<i>cb</i>	callback when completed
<i>desc</i>	description

long apexSBE::SBE::start () raises ACSErr::ACSEException)

Synchronise with signal from central timing generator, and start taking data and sending it via the TCP output stream.

string apexSBE::SBE::status () raises ACSErr::ACSEException)

Status of observation / instrument - what it is currently doing. May include information that is not available via properties.

long apexSBE::SBE::stop () raises ACSErr::ACSEException)

Stop taking/sending data. If possible, finish the observing cycle.

7.1.3 Member Data Documentation

const string apexSBE::SBE::blankTime_DESCRIPTION = "Blank Time"

Blanking time (micro seconds)

const string apexSBE::SBE::cmdBlankTime_DESCRIPTION = "Commanded Blank Time"

Commanded blanking time (micro seconds)

This is used by some backends (e.g. the ATNF / SEST correlator) for technical reasons to generate the blank/sync pulses rather than using the TSGEN pulses. The other backends should be able to measure this using the hardware input signals.

const string apexSBE::SBE::cmdIntegrationTime_DESCRIPTION = "Commanded Integration Time"

Commanded integration time per dump (milli-seconds)

const string apexSBE::SBE::cmdMode_DESCRIPTION = "Commanded Blank / Sync Mode"

Commanded blank / sync mode.

const string apexSBE::SBE::cmdNumPhases_DESCRIPTION = "Commanded Number of Phases"

Commanded number of phases.

This is used by some backends (e.g. the ATNF / SEST correlator) for technical reasons to generate the blank/sync pulses rather than using the TSGEN pulses. The other backends should be able to measure this using the hardware input signals.

const string apexSBE::SBE::cmdSyncTime_DESCRIPTION = "Commanded Sync Time"

Commanded sync time (micro seconds)

This is used by some backends (e.g. the ATNF / SEST correlator) for technical reasons to generate the blank/sync pulses rather than using the TSGEN pulses. The other backends should be able to measure this using the hardware input signals.

const string apexSBE::SBE::cmdUsedSections_DESCRIPTION = "Commanded Used Sections"

Commanded list of spectral backend sections currently in use

const string apexSBE::SBE::integrationTime_DESCRIPTION = "Integration Time"

Integration time per dump (milli-seconds)

const string apexSBE::SBE::mode_DESCRIPTION = "Blank / Sync Mode"

Blank / sync mode. EXTERNAL means that the backend receives the hardware blank / sync signal from the timing signal generator. INTERNAL means that it generates blank / sync itself according to the commanded values (this is the case for the ASC correlator). The backend must, however, still obey the possibly delayed blank signal from the timing signal generator to blank out e.g. the wobbler transition phase.

const string apexSBE::SBE::numPhases_DESCRIPTION = "Number of Phases"

Number of phases

const string apexSBE::SBE::state_DESCRIPTION = "State"

Actual State of the spectral [SBE](#)

const string apexSBE::SBE::syncTime_DESCRIPTION = "Sync Time"

Sync time (micro seconds)

const string apexSBE::SBE::usedSections_DESCRIPTION = "Used Sections"

List of spectral backend sections currently in use (1: used section, 0: unused section (this should be a logicalSeq but this type does not exist yet)). The number of sequence elements must match the number of spectral backend sections.

const string apexSBE::SBE::version_DESCRIPTION = "Version"

Hardware/software version

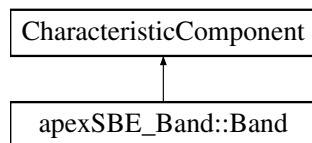
The documentation for this interface was generated from the following file:

- apexSBE.idl

7.2 apexSBE_Band::Band Interface Reference

```
import "apexSBE_Band.idl";
```

Inheritance diagram for apexSBE_Band::Band:



Public Attributes

- const string [numSpecChan_DESCRIPTION](#) = "Number of Spectral Channels"
- const string [numSpecChan_UNITS](#) = ""
- const string [numSpecChan_SAMPLEINTERVAL](#) = "60"
- readonly attribute ACS::ROlong [numSpecChan](#)
- const string [cmdNumSpecChan_DESCRIPTION](#) = "Commanded Number of Spectral Channels"
- const string [cmdNumSpecChan_UNITS](#) = ""
- readonly attribute ACS::RWlong [cmdNumSpecChan](#)
- const string [maxNumSpecChan_DESCRIPTION](#) = "Maximum number of Spectral Channels"
- const string [maxNumSpecChan_UNITS](#) = ""
- readonly attribute ACS::ROlong [maxNumSpecChan](#)
- const string [startChan_DESCRIPTION](#) = "Start Channel"
- const string [startChan_UNITS](#) = ""
- const string [startChan_SAMPLEINTERVAL](#) = "60"
- readonly attribute ACS::ROlong [startChan](#)
- const string [cmdStartChan_DESCRIPTION](#) = "Commanded Start Channel"
- const string [cmdStartChan_UNITS](#) = ""
- readonly attribute ACS::RWlong [cmdStartChan](#)
- const string [stopChan_DESCRIPTION](#) = "Stop Channel"
- const string [stopChan_UNITS](#) = ""
- const string [stopChan_SAMPLEINTERVAL](#) = "60"
- readonly attribute ACS::ROlong [stopChan](#)
- const string [cmdStopChan_DESCRIPTION](#) = "Commanded Stop Channel"
- const string [cmdStopChan_UNITS](#) = ""
- readonly attribute ACS::RWlong [cmdStopChan](#)
- const string [bandWidth_DESCRIPTION](#) = "Bandwidth"
- const string [bandWidth_UNITS](#) = "MHz"
- const string [bandWidth_SAMPLEINTERVAL](#) = "60"
- readonly attribute ACS::ROdouble [bandWidth](#)
- const string [cmdBandWidth_DESCRIPTION](#) = "Commanded Bandwidth"
- const string [cmdBandWidth_UNITS](#) = "MHz"
- readonly attribute ACS::RWdouble [cmdBandWidth](#)
- const string [chanWidth_DESCRIPTION](#) = "Channel Width"
- const string [chanWidth_UNITS](#) = "MHz"
- readonly attribute ACS::ROdouble [chanWidth](#)
- const string [IFAtten_DESCRIPTION](#) = "IF Attenuation"
- const string [IFAtten_UNITS](#) = "dB"
- const string [IFAtten_SAMPLEINTERVAL](#) = "60"
- readonly attribute ACS::ROlong [IFAtten](#)
- const string [cmdIFAtten_DESCRIPTION](#) = "Commanded IF Attenuation"
- const string [cmdIFAtten_UNITS](#) = "dB"

- readonly attribute ACS::RWlong **cmdIFAtten**
- const string **IFLevel_DESCRIPTION** = "IF Power Level"
- const string **IFLevel_UNITS** = "dBm"
- const string **IFLevel_SAMPLEINTERVAL** = "60"
- readonly attribute ACS::ROdouble **IFLevel**
- const string **darkCurrent_DESCRIPTION** = "Dark current"
- const string **darkCurrent_UNITS** = "Counts"
- readonly attribute ACS::ROdoubleSeq **darkCurrent**

7.2.1 Detailed Description

This interface belongs to the abstract Spectrometer Back End device. It will be the standard interface for APEX Spectrometer Back End Units.

7.2.2 Member Data Documentation

const string apexSBE_Band::Band::bandWidth_DESCRIPTION = "Bandwidth"

Bandwidth (MHz)

const string apexSBE_Band::Band::chanWidth_DESCRIPTION = "Channel Width"

Channel width (MHz)

const string apexSBE_Band::Band::cmdBandWidth_DESCRIPTION = "Commanded Bandwidth"

Commanded bandwidth (MHz)

const string apexSBE_Band::Band::cmdIFAtten_DESCRIPTION = "Commanded IF Attenuation"

Commanded IF attenuation (dB)

const string apexSBE_Band::Band::cmdNumSpecChan_DESCRIPTION = "Commanded Number of Spectral Channels"

Commanded number of spectral channels

const string apexSBE_Band::Band::cmdStartChan_DESCRIPTION = "Commanded Start Channel"

Commanded start channel (1-based in the frame of the maximum number of channels)

const string apexSBE_Band::Band::cmdStopChan_DESCRIPTION = "Commanded Stop Channel"

Commanded stop channel (1-based in the frame of the maximum number of channels)

const string apexSBE_Band::Band::darkCurrent_DESCRIPTION = "Dark current"

Dark current / zero offset

const string apexSBE_Band::Band::IFAtten_DESCRIPTION = "IF Attenuation"

IF attenuation (dB)

const string apexSBE_Band::Band::IFLevel_DESCRIPTION = "IF Power Level"

Current IF power level (dBm)

const string apexSBE_Band::Band::maxNumSpecChan_DESCRIPTION = "Maximum number of Spectral Channels"

Maximum number of spectral channels

const string apexSBE_Band::Band::numSpecChan_DESCRIPTION = "Number of Spectral Channels"

Number of spectral channels

const string apexSBE_Band::Band::startChan_DESCRIPTION = "Start Channel"

Start channel (1-based in the frame of the maximum number of channels)

const string apexSBE_Band::Band::stopChan_DESCRIPTION = "Stop Channel"

Stop channel (1-based in the frame of the maximum number of channels)

The documentation for this interface was generated from the following file:

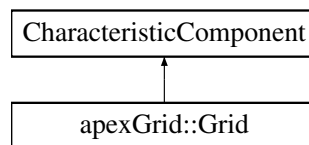
- apexSBE_Band.idl

Chapter 8

Auxiliary Devices

8.1 apexGrid::Grid Interface Reference

Inheritance diagram for apexGrid::Grid:



Public Attributes

- const string `state_DESCRIPTION` = "State"
- const string `state_UNITS` = ""
- const string `state_ALARMON` = "4"
- const string `state_SAMPLEINTERVAL` = "60"
- readonly attribute ROstatus `state`
- const string `angle_DESCRIPTION` = "Angle"
- const string `angle_UNITS` = "deg"
- const string `angle_FORMAT` = "%.3f"
- const string `angle_SAMPLEINTERVAL` = "60"
- readonly attribute ACS::ROdouble `angle`

8.1.1 Member Data Documentation

```
const string apexGrid::Grid::angle_DESCRIPTION = "Angle"
```

`Grid` angle

```
const string apexGrid::Grid::state_DESCRIPTION = "State"
```

Actual State of the continuum frontend polarimeter unit

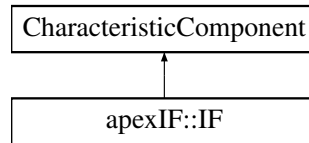
The documentation for this interface was generated from the following file:

- apexGrid.idl

8.2 apexIF::IF Interface Reference

```
import "apexIF.idl";
```

Inheritance diagram for apexIF::IF:



Public Member Functions

- void **on** (in ACS::CBvoid cb, in ACS::CBDescIn desc)
- void **off** (in ACS::CBvoid cb, in ACS::CBDescIn desc)
- void **configure** (in ACS::CBvoid cb, in ACS::CBDescIn desc)
- long **reset** () raises (ACSErr::ACSEException)

Public Attributes

- const string **state_DESCRIPTION** = "State"
- const string **state_UNITS** = ""
- const string **state_ALARMON** = "4"
- const string **state_SAMPLEINTERVAL** = "60"
- readonly attribute ROstatus **state**

8.2.1 Detailed Description

APEX **IF** Processor Interface

8.2.2 Member Function Documentation

void apexIF::IF::configure (in ACS::CBvoid cb, in ACS::CBDescIn desc)

Set up the **IF** processor according to the high-level properties that are currently defined. The embedded system must keep track of those values.

Parameters

<i>cb</i>	callback when completed
<i>desc</i>	description

void apexIF::IF::off (in ACS::CBvoid cb, in ACS::CBDescIn desc)

Turn off any parts of the instrument for which power is under software control.

Parameters

<i>cb</i>	callback when completed
<i>desc</i>	description

void apexIF::IF::on (in ACS::CBvoid cb, in ACS::CBDescIn desc)

Turn on any parts of the instrument for which power is under software control, and initialise by setting defaults.

Parameters

<i>cb</i>	callback when completed
<i>desc</i>	description

long apexIF::IF::reset () raises ACSErr::ACSEException)

Hardware reset (restart system) and set defaults.

8.2.3 Member Data Documentation

const string apexIF::IF::state_DESCRIPTION = "State"

Actual State of the [IF](#)

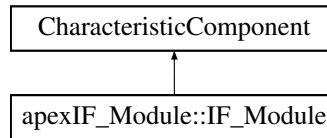
The documentation for this interface was generated from the following file:

- apexIF.idl

8.3 apexIF_Module::IF_Module Interface Reference

```
import "apexIF_Module.idl";
```

Inheritance diagram for apexIF_Module::IF_Module:



Public Attributes

- const string `input_DESCRIPTION` = "Input Channel"
- const string `input_UNITS` = ""
- const string `input_SAMPLEINTERVAL` = "60"
- readonly attribute ROinputChannel `input`
- const string `cmdInput_DESCRIPTION` = "Commanded Input Channel"
- const string `cmdInput_UNITS` = ""
- readonly attribute RWinputChannel `cmdInput`
- const string `state_DESCRIPTION` = "State"
- const string `state_UNITS` = ""
- const string `state_ALARMON` = "4"
- const string `state_SAMPLEINTERVAL` = "60"
- readonly attribute ROstatus `state`
- const string `level_DESCRIPTION` = "Power Level"
- const string `level_UNITS` = "dBm"
- const string `level_SAMPLEINTERVAL` = "60"
- readonly attribute ACS::ROdouble `level`

8.3.1 Detailed Description

APEX IF Module Interface

8.3.2 Member Data Documentation

```
const string apexIF_Module::IF_Module::cmdInput_DESCRIPTION = "Commanded Input Channel"
```

Commanded input channel

```
const string apexIF_Module::IF_Module::input_DESCRIPTION = "Input Channel"
```

Input channel

```
const string apexIF_Module::IF_Module::level_DESCRIPTION = "Power Level"
```

IF power level (dBm)

```
const string apexIF_Module::IF_Module::state_DESCRIPTION = "State"
```

Actual State of the IF

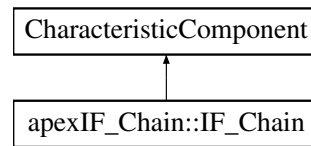
The documentation for this interface was generated from the following file:

- apexIF_Module.idl

8.4 apexIF_Chain::IF_Chain Interface Reference

```
import "apexIF_Chain.idl";
```

Inheritance diagram for apexIF_Chain::IF_Chain:



Public Member Functions

- void `autoLevel` (in ACS::CBvoid cb, in ACS::CBDescIn desc)

Public Attributes

- const string `centerFreq_DESCRIPTION` = "Center Frequency"
- const string `centerFreq_UNITS` = "GHz"
- const string `centerFreq_FORMAT` = "%.9F"
- const string `centerFreq_SAMPLEINTERVAL` = "60"
- readonly attribute ACS::ROdouble `centerFreq`
- const string `cmdCenterFreq_DESCRIPTION` = "Commanded Center Frequency"
- const string `cmdCenterFreq_UNITS` = "GHz"
- readonly attribute ACS::RWdouble `cmdCenterFreq`
- const string `lock_DESCRIPTION` = "Lock Status"
- const string `lock_UNITS` = ""
- const string `lock_SAMPLEINTERVAL` = "60"
- readonly attribute ROlogical `lock`
- const string `bandWidth_DESCRIPTION` = "Bandwidth"
- const string `bandWidth_UNITS` = "GHz"
- const string `bandWidth_SAMPLEINTERVAL` = "60"
- readonly attribute ACS::ROdouble `bandWidth`
- const string `cmdBandWidth_DESCRIPTION` = "Commanded Bandwidth"
- const string `cmdBandWidth_UNITS` = "GHz"
- readonly attribute ACS::RWdouble `cmdBandWidth`
- const string `state_DESCRIPTION` = "State"
- const string `state_UNITS` = ""
- const string `state_ALARMON` = "4"
- const string `state_SAMPLEINTERVAL` = "60"
- readonly attribute ROstatus `state`
- const string `level_DESCRIPTION` = "Output Power Level"
- const string `level_UNITS` = "dBm"
- const string `level_SAMPLEINTERVAL` = "60"
- readonly attribute ACS::ROdouble `level`
- const string `atten_DESCRIPTION` = "Input Attenuation"
- const string `atten_UNITS` = "dB"
- const string `atten_SAMPLEINTERVAL` = "60"
- readonly attribute ACS::ROdouble `atten`
- const string `cmdAtten_DESCRIPTION` = "Commanded Input Attenuation"
- const string `cmdAtten_UNITS` = "dB"
- readonly attribute ACS::RWdouble `cmdAtten`
- const string `freqAxisFlipped_DESCRIPTION` = "Frequency Axis Flipped"
- const string `freqAxisFlipped_UNITS` = ""
- const string `freqAxisFlipped_SAMPLEINTERVAL` = "60"
- readonly attribute ROyesNo `freqAxisFlipped`

8.4.1 Detailed Description

APEX IF Chain Interface

8.4.2 Member Function Documentation

void apexIF_Chain::IF_Chain::autoLevel (in ACS::CBvoid *cb*, in ACS::CBDescIn *desc*)

Set the levels automatically to the optimum value. For some IF chains this can take longer than a few seconds, thus the method is asynchronous.

Parameters

<i>cb</i>	callback when completed
<i>desc</i>	description

8.4.3 Member Data Documentation

const string apexIF_Chain::IF_Chain::atten_DESCRIPTION = "Input Attenuation"

IF attenuation (dB) (Sequence denotes feed inputs)

const string apexIF_Chain::IF_Chain::bandWidth_DESCRIPTION = "Bandwidth"

IF bandwidth (GHz)

const string apexIF_Chain::IF_Chain::centerFreq_DESCRIPTION = "Center Frequency"

IF center frequency (GHz)

const string apexIF_Chain::IF_Chain::cmdAtten_DESCRIPTION = "Commanded Input Attenuation"

Commanded IF attenuation (dB) (Sequence denotes feed inputs)

const string apexIF_Chain::IF_Chain::cmdBandWidth_DESCRIPTION = "Commanded Bandwidth"

Commanded IF bandwidth (GHz)

const string apexIF_Chain::IF_Chain::cmdCenterFreq_DESCRIPTION = "Commanded Center Frequency"

Commanded IF center frequency (GHz)

const string apexIF_Chain::IF_Chain::freqAxisFlipped_DESCRIPTION = "Frequency Axis Flipped"

Flag to indicate whether the IF processor flips the frequency axis. This is used to determine the correct axis description when writing the raw data.

const string apexIF_Chain::IF_Chain::level_DESCRIPTION = "Output Power Level"

IF output power level (dBm) (Sequence denotes feed inputs)

const string apexIF_Chain::IF_Chain::lock_DESCRIPTION = "Lock Status"

IF Synthesizer lock status

const string apexIF_Chain::IF_Chain::state_DESCRIPTION = "State"

Actual State of the IF chain

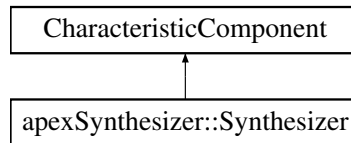
The documentation for this interface was generated from the following file:

- apexIF_Chain.idl

8.5 apexSynthesizer::Synthesizer Interface Reference

```
import "apexSynthesizer.idl";
```

Inheritance diagram for apexSynthesizer::Synthesizer:



Public Member Functions

- long `reset ()` raises (ACSErr::ACSEException)

Public Attributes

- const string `state_DESCRIPTION` = "State"
- const string `state_UNITS` = ""
- const string `state_ALARMON` = "4"
- const string `state_SAMPLEINTERVAL` = "60"
- readonly attribute ROstatus `state`
- const string `frequency_DESCRIPTION` = "Frequency"
- const string `frequency_UNITS` = "GHz"
- const string `frequency_FORMAT` = "%.9f"
- const string `frequency_SAMPLEINTERVAL` = "60"
- readonly attribute ACS::ROdouble `frequency`
- const string `cmdFrequency_DESCRIPTION` = "Commanded Frequency"
- const string `cmdFrequency_UNITS` = "GHz"
- readonly attribute ACS::RWdouble `cmdFrequency`
- const string `RFPowerLevel_DESCRIPTION` = "RF Power Level"
- const string `RFPowerLevel_UNITS` = "dBm"
- const string `RFPowerLevel_SAMPLEINTERVAL` = "60"
- readonly attribute ACS::ROdouble `RFPowerLevel`
- const string `cmdRFPowerLevel_DESCRIPTION` = "Commanded RF Power Level"
- const string `cmdRFPowerLevel_UNITS` = "dBm"
- readonly attribute ACS::RWdouble `cmdRFPowerLevel`
- const string `RFPowerSwitch_DESCRIPTION` = "RF Power Switch"
- const string `RFPowerSwitch_UNITS` = ""
- const string `RFPowerSwitch_SAMPLEINTERVAL` = "60"
- readonly attribute ROlogical `RFPowerSwitch`
- const string `cmdRFPowerSwitch_DESCRIPTION` = "Commanded RF Power Switch"
- const string `cmdRFPowerSwitch_UNITS` = ""
- readonly attribute RWlogical `cmdRFPowerSwitch`

8.5.1 Detailed Description

Generic APEX [Synthesizer](#) Interface

8.5.2 Member Function Documentation

long apexSynthesizer::Synthesizer::reset () raises ACSErr::ACSEException)

Hardware reset (restart system) and set defaults.

8.5.3 Member Data Documentation

const string apexSynthesizer::Synthesizer::cmdFrequency_DESCRIPTION = "Commanded Frequency"

Commanded synthesizer frequency (GHz)

const string apexSynthesizer::Synthesizer::cmdRFPowerLevel_DESCRIPTION = "Commanded RF Power Level"

Commanded synthesizer RF power level (dBm)

const string apexSynthesizer::Synthesizer::cmdRFPowerSwitch_DESCRIPTION = "Commanded RF Power Switch"

Commanded synthesizer RF switch

const string apexSynthesizer::Synthesizer::frequency_DESCRIPTION = "Frequency"

[Synthesizer](#) frequency (GHz) for normal operation

const string apexSynthesizer::Synthesizer::RFPowerLevel_DESCRIPTION = "RF Power Level"

[Synthesizer](#) RF power level (dBm)

const string apexSynthesizer::Synthesizer::RFPowerSwitch_DESCRIPTION = "RF Power Switch"

[Synthesizer](#) RF power switch

const string apexSynthesizer::Synthesizer::state_DESCRIPTION = "State"

Actual State of the synthesizer

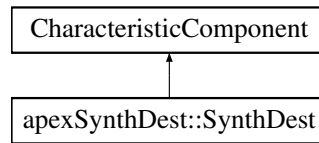
The documentation for this interface was generated from the following file:

- apexSynthesizer.idl

8.6 apexSynthDest::SynthDest Interface Reference

```
import "apexSynthDest.idl";
```

Inheritance diagram for apexSynthDest::SynthDest:



Public Attributes

- const string `state_DESCRIPTION` = "State"
- const string `state_UNITS` = ""
- const string `state_ALARMON` = "4"
- const string `state_SAMPLEINTERVAL` = "60"
- readonly attribute ROstatus `state`
- const string `cabin_DESCRIPTION` = "Destination Cabin"
- const string `cabin_UNITS` = ""
- const string `cabin_SAMPLEINTERVAL` = "60"
- readonly attribute ROcabinName `cabin`
- const string `cmdCabin_DESCRIPTION` = "Commanded Destination Cabin"
- const string `cmdCabin_UNITS` = ""
- readonly attribute RWcabinName `cmdCabin`
- const string `port_DESCRIPTION` = "Destination Port"
- const string `port_UNITS` = ""
- const string `port_SAMPLEINTERVAL` = "60"
- readonly attribute ACS::ROlong `_port`
- const string `cmdPort_DESCRIPTION` = "Commanded Destination Port"
- const string `cmdPort_UNITS` = ""
- readonly attribute ACS::RWlong `cmdPort`

8.6.1 Detailed Description

Generic APEX Synthesizer Destination Interface

8.6.2 Member Data Documentation

const string apexSynthDest::SynthDest::cabin_DESCRIPTION = "Destination Cabin"

Destination cabin (Facility receivers in A-cabin or CHAMP in B-cabin)

const string apexSynthDest::SynthDest::cmdCabin_DESCRIPTION = "Commanded Destination Cabin"

Commanded destination cabin

const string apexSynthDest::SynthDest::cmdPort_DESCRIPTION = "Commanded Destination Port"

Commanded destination port

const string apexSynthDest::SynthDest::port_DESCRIPTION = "Destination Port"

Destination port

const string apexSynthDest::SynthDest::state_DESCRIPTION = "State"

Actual State of the synthesizer destination switch box

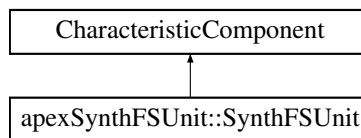
The documentation for this interface was generated from the following file:

- apexSynthDest.idl

8.7 apexSynthFSUnit::SynthFSUnit Interface Reference

```
import "apexSynthFSUnit.idl";
```

Inheritance diagram for apexSynthFSUnit::SynthFSUnit:



Public Attributes

- const string `state_DESCRIPTION` = "State"
- const string `state_UNITS` = ""
- const string `state_ALARMON` = "4"
- const string `state_SAMPLEINTERVAL` = "60"
- readonly attribute ROstatus `state`
- const string `frequencyList_DESCRIPTION` = "Frequency List"
- const string `frequencyList_UNITS` = "GHz"
- const string `frequencyList_FORMAT` = "%.9f"
- readonly attribute ACS::ROdoubleSeq `frequencyList`
- const string `cmdFrequencyList_DESCRIPTION` = "Commanded Frequency List"
- const string `cmdFrequencyList_UNITS` = "GHz"
- readonly attribute ACS::RWdoubleSeq `cmdFrequencyList`
- const string `freqSwitchMode_DESCRIPTION` = "Frequency Switch Mode"
- const string `freqSwitchMode_UNITS` = ""
- const string `freqSwitchMode_SAMPLEINTERVAL` = "60"
- readonly attribute ROlogical `freqSwitchMode`
- const string `cmdFreqSwitchMode_DESCRIPTION` = "Commanded Frequency Switch Mode"
- const string `cmdFreqSwitchMode_UNITS` = ""
- readonly attribute RWlogical `cmdFreqSwitchMode`
- const string `RFPowerList_DESCRIPTION` = "RF Power List"
- const string `RFPowerList_UNITS` = "dBm"
- readonly attribute ACS::ROdoubleSeq `RFPowerList`
- const string `cmdRFPowerList_DESCRIPTION` = "Commanded RF Power List"
- const string `cmdRFPowerList_UNITS` = "dBm"
- readonly attribute ACS::RWdoubleSeq `cmdRFPowerList`

8.7.1 Detailed Description

Generic APEX Synthesizer Frequency Switching Unit Interface

8.7.2 Member Data Documentation

```
const string apexSynthFSUnit::SynthFSUnit::cmdFreqSwitchMode_DESCRIPTION = "Commanded Frequency Switch Mode"
```

Commanded frequency switching mode

```
const string apexSynthFSUnit::SynthFSUnit::cmdFrequencyList_DESCRIPTION = "Commanded Frequency List"
```

Commanded synthesizer frequency (GHz) list for frequency switching

const string apexSynthFSUnit::SynthFSUnit::cmdRFPowerList_DESCRIPTION = "Commanded RF Power List"

Commanded synthesizer RF power list for frequency switching (GHz)

const string apexSynthFSUnit::SynthFSUnit::freqSwitchMode_DESCRIPTION = "Frequency Switch Mode"

Frequency switching mode.

Switching "ON" causes the synthesizer to use the external hardware blank/sync signals to switch through the commanded list of frequencies and corresponding output power levels.

Switching "OFF" goes back to single frequency mode determined by "frequency" and "RFPowerLevel".

const string apexSynthFSUnit::SynthFSUnit::frequencyList_DESCRIPTION = "Frequency List"

Synthesizer frequency list for frequency (GHz) switching

const string apexSynthFSUnit::SynthFSUnit::RFPowerList_DESCRIPTION = "RF Power List"

Synthesizer RF power list for frequency switching (GHz)

const string apexSynthFSUnit::SynthFSUnit::state_DESCRIPTION = "State"

Actual State of the synthesizer frequency switching unit

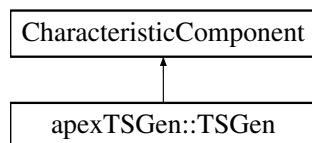
The documentation for this interface was generated from the following file:

- apexSynthFSUnit.idl

8.8 apexTSGen::TSGen Interface Reference

```
import "apexTSGen.idl";
```

Inheritance diagram for apexTSGen::TSGen:



Public Member Functions

- void [configure](#) (in ACS::CBvoid cb, in ACS::CBDescIn desc)
- long [clearHistory](#) () raises (ACSErr::ACSEException)
- long [reset](#) () raises (ACSErr::ACSEException)

Public Attributes

- const string [syncTime_DESCRIPTION](#) = "Sync Time"
- const string [syncTime_UNITS](#) = "mus"
- const string [syncTime_DISPLAYUNITS](#) = "ms"
- const string [syncTime_FORMAT](#) = "%.3f"
- const string [syncTime_SAMPLEINTERVAL](#) = "60"
- readonly attribute ACS::ROlong [syncTime](#)
- const string [cmdSyncTime_DESCRIPTION](#) = "Commanded Sync Time"
- const string [cmdSyncTime_UNITS](#) = "mus"
- const string [cmdSyncTime_DISPLAYUNITS](#) = "ms"
- const string [cmdSyncTime_FORMAT](#) = "%.3f"
- readonly attribute ACS::RWlong [cmdSyncTime](#)
- const string [numPhases_DESCRIPTION](#) = "Number of Phases"
- const string [numPhases_UNITS](#) = ""
- const string [numPhases_SAMPLEINTERVAL](#) = "60"
- readonly attribute ACS::ROlong [numPhases](#)
- const string [cmdNumPhases_DESCRIPTION](#) = "Commanded Number of Phases"
- const string [cmdNumPhases_UNITS](#) = ""
- readonly attribute ACS::RWlong [cmdNumPhases](#)
- const string [blankTime_DESCRIPTION](#) = "Blank Time"
- const string [blankTime_UNITS](#) = "mus"
- const string [blankTime_DISPLAYUNITS](#) = "ms"
- const string [blankTime_FORMAT](#) = "%.3f"
- const string [blankTime_SAMPLEINTERVAL](#) = "60"
- readonly attribute ACS::ROlong [blankTime](#)
- const string [cmdBlankTime_DESCRIPTION](#) = "Commanded Blank Time"
- const string [cmdBlankTime_UNITS](#) = "mus"
- const string [cmdBlankTime_DISPLAYUNITS](#) = "ms"
- const string [cmdBlankTime_FORMAT](#) = "%.3f"
- readonly attribute ACS::RWlong [cmdBlankTime](#)
- const string [offsetSyncTime_DESCRIPTION](#) = "Offset Sync Time"
- const string [offsetSyncTime_UNITS](#) = "mus"
- const string [offsetSyncTime_DISPLAYUNITS](#) = "ms"
- const string [offsetSyncTime_FORMAT](#) = "%.3f"
- const string [offsetSyncTime_SAMPLEINTERVAL](#) = "60"

- readonly attribute ACS::ROlong **offsetSyncTime**
- const string **cmdOffsetSyncTime_DESCRIPTION** = "Commanded Offset Sync Time"
- const string **cmdOffsetSyncTime_UNITS** = "mus"
- const string **cmdOffsetSyncTime_DISPLAYUNITS** = "ms"
- const string **cmdOffsetSyncTime_FORMAT** = "%.3f"
- readonly attribute ACS::RWlong **cmdOffsetSyncTime**
- const string **mode_DESCRIPTION** = "Mode"
- const string **mode_SAMPLEINTERVAL** = "60"
- readonly attribute ROstatus **mode**
- const string **cmdMode_DESCRIPTION** = "Commanded Mode"
- readonly attribute RWstatus **cmdMode**
- const string **delayBlankPorts_DESCRIPTION** = "Delay Blank Port Status"
- const string **delayBlankPorts_UNITS** = ""
- readonly attribute ACS::ROlongSeq **delayBlankPorts**
- const string **cmdDelayBlankPorts_DESCRIPTION** = "Commanded Delay Blank Port Status"
- const string **cmdDelayBlankPorts_UNITS** = ""
- readonly attribute ACS::RWlongSeq **cmdDelayBlankPorts**
- const string **TSGBlankStatus_DESCRIPTION** = "Blank Signal Status"
- const string **TSGBlankStatus_UNITS** = ""
- const string **TSGBlankStatus_SAMPLEINTERVAL** = "60"
- readonly attribute ROlogical **TSGBlankStatus**
- const string **TSG10MHzStatus_DESCRIPTION** = "10MHz Signal Status"
- const string **TSG10MHzStatus_UNITS** = ""
- const string **TSG10MHzStatus_ALARMINTERVAL** = "60"
- const string **TSG10MHzStatus_ALARMON** = "0"
- const string **TSG10MHzStatus_SAMPLEINTERVAL** = "60"
- readonly attribute ROlogical **TSG10MHzStatus**
- const string **TSG1ppsStatus_DESCRIPTION** = "1PPS Signal Status"
- const string **TSG1ppsStatus_UNITS** = ""
- const string **TSG1ppsStatus_ALARMINTERVAL** = "60"
- const string **TSG1ppsStatus_ALARMON** = "0"
- const string **TSG1ppsStatus_SAMPLEINTERVAL** = "60"
- readonly attribute ROlogical **TSG1ppsStatus**
- const string **TSG6secStatus_DESCRIPTION** = "6sec Signal Status"
- const string **TSG6secStatus_UNITS** = ""
- const string **TSG6secStatus_ALARMINTERVAL** = "60"
- const string **TSG6secStatus_ALARMON** = "0"
- const string **TSG6secStatus_SAMPLEINTERVAL** = "60"
- readonly attribute ROlogical **TSG6secStatus**
- const string **TSGBlankHistory_DESCRIPTION** = "Blank Signal Status History"
- const string **TSGBlankHistory_UNITS** = ""
- readonly attribute ROlogical **TSGBlankHistory**
- const string **TSG10MHzHistory_DESCRIPTION** = "10MHz Signal Status History"
- const string **TSG10MHzHistory_UNITS** = ""
- readonly attribute ROlogical **TSG10MHzHistory**
- const string **TSG1ppsHistory_DESCRIPTION** = "1PPS Signal Status History"
- const string **TSG1ppsHistory_UNITS** = ""
- readonly attribute ROlogical **TSG1ppsHistory**
- const string **TSG6secHistory_DESCRIPTION** = "6sec Signal Status History"
- const string **TSG6secHistory_UNITS** = ""
- readonly attribute ROlogical **TSG6secHistory**

8.8.1 Detailed Description

APEX Timing Signal Generator Interface

8.8.2 Member Function Documentation

long apexTSGen::TSGen::clearHistory () raises ACSErr::ACSEException)

Clears the History of the used Signals (Blank, 1pps, 10MHz, 6sec)

void apexTSGen::TSGen::configure (in ACS::CBvoid *cb*, in ACS::CBDescIn *desc*)

Set up the timing signal generator according to the high-level properties that are currently defined. The embedded system must keep track of those values.

Parameters

<i>cb</i>	callback when completed
<i>desc</i>	description

long apexTSGen::TSGen::reset () raises ACSErr::ACSEException)

Resets the APEX Timing Signal Generator Interface

8.8.3 Member Data Documentation

const string apexTSGen::TSGen::blankTime_DESCRIPTION = "Blank Time"

Generated blanking time (micro seconds)

const string apexTSGen::TSGen::cmdBlankTime_DESCRIPTION = "Commanded Blank Time"

Commanded generated blanking time (micro seconds)

const string apexTSGen::TSGen::cmdDelayBlankPorts_DESCRIPTION = "Commanded Delay Blank Port Status"

Commanded DelayBlankOutput

const string apexTSGen::TSGen::cmdMode_DESCRIPTION = "Commanded Mode"

Commanded Blank/Sync Generator Mode

const string apexTSGen::TSGen::cmdNumPhases_DESCRIPTION = "Commanded Number of Phases"

Commanded generated number of phases

const string apexTSGen::TSGen::cmdOffsetSyncTime_DESCRIPTION = "Commanded Offset Sync Time"

Commanded generated offset sync time (micro seconds)

const string apexTSGen::TSGen::cmdSyncTime_DESCRIPTION = "Commanded Sync Time"

Commanded generated sync time (micro seconds)

const string apexTSGen::TSGen::delayBlankPorts_DESCRIPTION = "Delay Blank Port Status"

State of DelayBlankOutputPorts (8 ports; 0 = disabled, 1 = enabled)

const string apexTSGen::TSGen::mode_DESCRIPTION = "Mode"

Blank/Sync Generator Mode

const string apexTSGen::TSGen::numPhases_DESCRIPTION = "Number of Phases"

Measured number of phases

const string apexTSGen::TSGen::offsetSyncTime_DESCRIPTION = "Offset Sync Time"

Measured offset sync time (micro seconds).

This is the shift relative to the 48ms TE. It may be useful if the sync time is a multiple of 48ms so that the blank/sync signal is synchronized to the 48ms ticks.

const string apexTSGen::TSGen::syncTime_DESCRIPTION = "Sync Time"

Measured sync time (micro seconds)

const string apexTSGen::TSGen::TSG10MHzHistory_DESCRIPTION = "10MHz Signal Status History"

History of the [TSGen](#) 10MHz Signal

const string apexTSGen::TSGen::TSG10MHzStatus_DESCRIPTION = "10MHz Signal Status"

Status of the [TSGen](#) 10MHz Signal

const string apexTSGen::TSGen::TSG1ppsHistory_DESCRIPTION = "1PPS Signal Status History"

History of the [TSGen](#) 1 PPS Signal

const string apexTSGen::TSGen::TSG1ppsStatus_DESCRIPTION = "1PPS Signal Status"

Status of the [TSGen](#) 1 PPS Signal

const string apexTSGen::TSGen::TSG6secHistory_DESCRIPTION = "6sec Signal Status History"

History of the [TSGen](#) 6 sec Signal

const string apexTSGen::TSGen::TSG6secStatus_DESCRIPTION = "6sec Signal Status"

Status of the [TSGen](#) 6 sec Signal

const string apexTSGen::TSGen::TSGBlankHistory_DESCRIPTION = "Blank Signal Status History"

History of the [TSGen](#) blank Signal

const string apexTSGen::TSGen::TSGBlankStatus_DESCRIPTION = "Blank Signal Status"

Status of the [TSGen](#) blank Signal

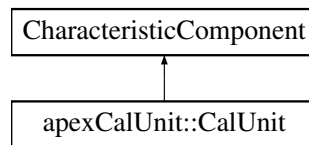
The documentation for this interface was generated from the following file:

- apexTSGen.idl

8.9 apexCalUnit::CalUnit Interface Reference

```
import "apexCalUnit.idl";
```

Inheritance diagram for apexCalUnit::CalUnit:



Public Member Functions

- void **on** (in ACS::CBvoid cb, in ACS::CBDescIn desc)
- void **off** (in ACS::CBvoid cb, in ACS::CBDescIn desc)
- long **reset** () raises (ACSErr::ACSEException)
- double **coldLoss** (in double frequency) raises (ACSErr::ACSEException)

Public Attributes

- const string **state_DESCRIPTION** = "State"
- const string **state_UNITS** = ""
- const string **state_ALARMON** = "4"
- const string **state_SAMPLEINTERVAL** = "60"
- readonly attribute ROstatus **state**
- const string **hotLoadTemp_DESCRIPTION** = "Hot Load Temperature"
- const string **hotLoadTemp_UNITS** = "K"
- const string **hotLoadTemp_SAMPLEINTERVAL** = "60"
- readonly attribute ACS::ROdouble **hotLoadTemp**
- const string **coldLoadTemp_DESCRIPTION** = "Cold Load Temperature"
- const string **coldLoadTemp_UNITS** = "K"
- const string **coldLoadTemp_SAMPLEINTERVAL** = "60"
- readonly attribute ACS::ROdouble **coldLoadTemp**
- const string **chopMode_DESCRIPTION** = "Chopper Mode"
- const string **chopMode_UNITS** = ""
- const string **chopMode_ALARMON** = "5"
- const string **chopMode_SAMPLEINTERVAL** = "60"
- readonly attribute ROchopState **chopMode**
- const string **cmdChopMode_DESCRIPTION** = "Commanded Chopper Mode"
- const string **cmdChopMode_UNITS** = ""
- readonly attribute RWchopState **cmdChopMode**
- const string **version_DESCRIPTION** = "Version"
- const string **version_UNITS** = ""
- readonly attribute ACS::ROstring **version**

8.9.1 Detailed Description

This interface belongs to the abstract calibration unit device. It will be the standard interface for APEX Calibration Units.

8.9.2 Member Function Documentation

double apexCalUnit::CalUnit::coldLoss (in double *frequency*) raises ACSErr::ACSEException)

Read cold load loss depending on the frequency in GHz. Returns loss as number between 0.0 and 1.0.

void apexCalUnit::CalUnit::off (in ACS::CBvoid *cb*, in ACS::CBDescIn *desc*)

Turn off any parts of the instrument for which power is under software control.

Parameters

<i>cb</i>	callback when completed
<i>desc</i>	description

void apexCalUnit::CalUnit::on (in ACS::CBvoid *cb*, in ACS::CBDescIn *desc*)

Turn on any parts of the instrument for which power is under software control, and initialise by setting defaults.

Parameters

<i>cb</i>	callback when completed
<i>desc</i>	description

long apexCalUnit::CalUnit::reset () raises ACSErr::ACSException)

Hardware reset (restart system) and set defaults.

8.9.3 Member Data Documentation

const string apexCalUnit::CalUnit::chopMode_DESCRIPTION = "Chopper Mode"

Chopper mode (HOT, COLD, LN2, LINE_INJECTOR, SKY)

const string apexCalUnit::CalUnit::cmdChopMode_DESCRIPTION = "Commanded Chopper Mode"

Commanded chopper mode (HOT, COLD, LN2, LINE_INJECTOR, SKY)

const string apexCalUnit::CalUnit::coldLoadTemp_DESCRIPTION = "Cold Load Temperature"

Cold load temperature (K)

const string apexCalUnit::CalUnit::hotLoadTemp_DESCRIPTION = "Hot Load Temperature"

Hot load temperature (K)

const string apexCalUnit::CalUnit::state_DESCRIPTION = "State"

Actual State of the Calibration Unit

const string apexCalUnit::CalUnit::version_DESCRIPTION = "Version"

Software version

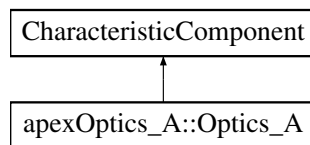
The documentation for this interface was generated from the following file:

- apexCalUnit.idl

8.10 apexOptics_A::Optics_A Interface Reference

```
import "apexOptics_A.idl";
```

Inheritance diagram for apexOptics_A::Optics_A:



Public Member Functions

- void **calibrate** (in ACS::CBvoid cb, in ACS::CBDescIn desc)

Public Attributes

- const string **state_DESCRIPTION** = "State"
- const string **state_UNITS** = ""
- const string **state_ALARMON** = "4"
- const string **state_SAMPLEINTERVAL** = "60"
- readonly attribute ROstatus **state**
- const string **position_DESCRIPTION** = "Mirror Position"
- const string **position_UNITS** = ""
- const string **position_ALARMON** = "4"
- const string **position_SAMPLEINTERVAL** = "60"
- readonly attribute ROposition **position**
- const string **cmdPosition_DESCRIPTION** = "Commanded Mirror Position"
- const string **cmdPosition_UNITS** = ""
- readonly attribute RWposition **cmdPosition**

8.10.1 Detailed Description

APEX Cabin A Optics Interface

8.10.2 Member Data Documentation

const string apexOptics_A::Optics_A::cmdPosition_DESCRIPTION = "Commanded Mirror Position"

Commanded mirror position (FACILITY, PI1, PI2)

const string apexOptics_A::Optics_A::position_DESCRIPTION = "Mirror Position"

Mirror position (FACILITY, PI1, PI2, MOVING, UNDEFINED)

const string apexOptics_A::Optics_A::state_DESCRIPTION = "State"

Actual State of the Cabin A Optics (INITIALIZE, ENABLED, DISABLED, SHUTDOWN, FAULTED)

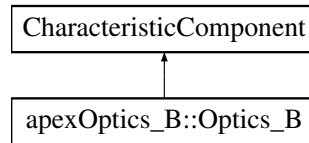
The documentation for this interface was generated from the following file:

- apexOptics_A.idl

8.11 apexOptics_B::Optics_B Interface Reference

```
import "apexOptics_B.idl";
```

Inheritance diagram for apexOptics_B::Optics_B:



Public Attributes

- const string `state_DESCRIPTION` = "State"
- const string `state_UNITS` = ""
- const string `state_ALARMON` = "4"
- const string `state_SAMPLEINTERVAL` = "60"
- readonly attribute ROstatus `state`
- const string `position_DESCRIPTION` = "Mirror Position"
- const string `position_UNITS` = ""
- const string `position_ALARMON` = "4"
- const string `position_SAMPLEINTERVAL` = "60"
- readonly attribute ROposition `position`
- const string `cmdPosition_DESCRIPTION` = "Commanded Mirror Position"
- const string `cmdPosition_UNITS` = ""
- readonly attribute RWposition `cmdPosition`

8.11.1 Detailed Description

APEX Cabin B Optics Interface

8.11.2 Member Data Documentation

const string apexOptics_B::Optics_B::cmdPosition_DESCRIPTION = "Commanded Mirror Position"

Commanded mirror position (PI1, PI2, PI3, PI4)

const string apexOptics_B::Optics_B::position_DESCRIPTION = "Mirror Position"

Mirror position (PI1, PI2, PI3, PI4, MOVING, UNDEFINED)

const string apexOptics_B::Optics_B::state_DESCRIPTION = "State"

Actual State of the Cabin B Optics (INITIALIZE, ENABLED, DISABLED, SHUTDOWN, FAULTED)

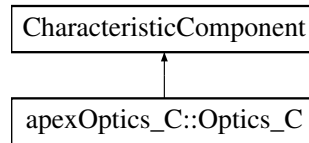
The documentation for this interface was generated from the following file:

- apexOptics_B.idl

8.12 apexOptics_C::Optics_C Interface Reference

```
import "apexOptics_C.idl";
```

Inheritance diagram for apexOptics_C::Optics_C:



Public Attributes

- const string `state_DESCRIPTION` = "State"
- const string `state_UNITS` = ""
- const string `state_ALARMON` = "4"
- const string `state_SAMPLEINTERVAL` = "60"
- readonly attribute ROstatus `state`
- const string `position_DESCRIPTION` = "Mirror Position"
- const string `position_UNITS` = ""
- const string `position_ALARMON` = "4"
- const string `position_SAMPLEINTERVAL` = "60"
- readonly attribute ROposition `position`
- const string `cmdPosition_DESCRIPTION` = "Commanded Mirror Position"
- const string `cmdPosition_UNITS` = ""
- readonly attribute RWposition `cmdPosition`

8.12.1 Detailed Description

APEX Cabin C Optics Interface

8.12.2 Member Data Documentation

```
const string apexOptics_C::Optics_C::cmdPosition_DESCRIPTION = "Commanded Mirror Position"
```

Commanded mirror position (A, B, C)

```
const string apexOptics_C::Optics_C::position_DESCRIPTION = "Mirror Position"
```

Mirror position (A, B, C, MOVING, UNDEFINED)

```
const string apexOptics_C::Optics_C::state_DESCRIPTION = "State"
```

Actual State of the Cabin C Optics (INITIALIZE, ENABLED, DISABLED, SHUTDOWN, FAULTED)

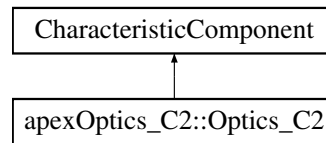
The documentation for this interface was generated from the following file:

- apexOptics_C.idl

8.13 apexOptics_C2::Optics_C2 Interface Reference

```
import "apexOptics_C2.idl";
```

Inheritance diagram for apexOptics_C2::Optics_C2:



Public Attributes

- const string `state_DESCRIPTION` = "State"
- const string `state_UNITS` = ""
- const string `state_ALARMON` = "4"
- const string `state_SAMPLEINTERVAL` = "60"
- readonly attribute ROstatus `state`
- const string `position_DESCRIPTION` = "Mirror Position"
- const string `position_UNITS` = ""
- const string `position_ALARMON` = "3"
- const string `position_SAMPLEINTERVAL` = "60"
- readonly attribute ROposition `position`
- const string `cmdPosition_DESCRIPTION` = "Commanded Mirror Position"
- const string `cmdPosition_UNITS` = ""
- readonly attribute RWposition `cmdPosition`

8.13.1 Detailed Description

APEX Cabin C2 Optics Interface

8.13.2 Member Data Documentation

const string apexOptics_C2::Optics_C2::cmdPosition_DESCRIPTION = "Commanded Mirror Position"

Commanded mirror position (FACILITY, PI)

const string apexOptics_C2::Optics_C2::position_DESCRIPTION = "Mirror Position"

Mirror position (A, C, C_A1, C_A2, MOVING, UNDEFINED)

const string apexOptics_C2::Optics_C2::state_DESCRIPTION = "State"

Actual State of the Cabin C2 Optics (INITIALIZE, ENABLED, DISABLED, SHUTDOWN, FAULTED)

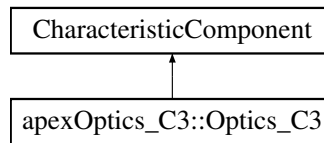
The documentation for this interface was generated from the following file:

- apexOptics_C2.idl

8.14 apexOptics_C3::Optics_C3 Interface Reference

```
import "apexOptics_C3.idl";
```

Inheritance diagram for apexOptics_C3::Optics_C3:



Public Attributes

- const string `state_DESCRIPTION` = "State"
- const string `state_UNITS` = ""
- const string `state_ALARMON` = "4"
- const string `state_SAMPLEINTERVAL` = "60"
- readonly attribute ROstatus `state`
- const string `position_DESCRIPTION` = "Mirror Position"
- const string `position_UNITS` = ""
- const string `position_ALARMON` = "4"
- const string `position_SAMPLEINTERVAL` = "60"
- readonly attribute ROposition `position`
- const string `cmdPosition_DESCRIPTION` = "Commanded Mirror Position"
- const string `cmdPosition_UNITS` = ""
- readonly attribute RWposition `cmdPosition`

8.14.1 Detailed Description

APEX Cabin C3 Optics Interface

8.14.2 Member Data Documentation

```
const string apexOptics_C3::Optics_C3::cmdPosition_DESCRIPTION = "Commanded Mirror Position"
```

Commanded mirror position (STOWED, RX1, RX2)

```
const string apexOptics_C3::Optics_C3::position_DESCRIPTION = "Mirror Position"
```

Mirror position (STOWED, RX1, RX2, MOVING, UNDEFINED)

```
const string apexOptics_C3::Optics_C3::state_DESCRIPTION = "State"
```

Actual State of the Cabin C3 Optics (INITIALIZE, ENABLED, DISABLED, SHUTDOWN, FAULTED)

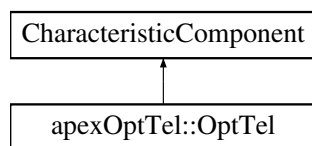
The documentation for this interface was generated from the following file:

- apexOptics_C3.idl

8.15 apexOptTel::OptTel Interface Reference

```
import "apexOptTel.idl";
```

Inheritance diagram for apexOptTel::OptTel:



Public Member Functions

- void **on** (in ACS::CBvoid cb, in ACS::CBDescIn desc)
- void **off** (in ACS::CBvoid cb, in ACS::CBDescIn desc)

Public Attributes

- const string **state_DESCRIPTION** = "State"
- const string **state_UNITS** = ""
- const string **state_ALARMON** = "4"
- const string **state_SAMPLEINTERVAL** = "60"
- readonly attribute ROstatus **state**
- const string **lid_DESCRIPTION** = "Lid State"
- const string **lid_UNITS** = ""
- const string **lid_SAMPLEINTERVAL** = "60"
- readonly attribute ROLidStates **lid**
- const string **cmdLid_DESCRIPTION** = "Commanded Lid State"
- const string **cmdLid_UNITS** = ""
- readonly attribute RWlidStates **cmdLid**
- const string **filterWheel_DESCRIPTION** = "Filter Wheel State"
- const string **filterWheel_UNITS** = ""
- const string **filterWheel_SAMPLEINTERVAL** = "60"
- readonly attribute
ROfilterWheelStates **filterWheel**
- const string **cmdFilterWheel_DESCRIPTION** = "Commanded Filter Wheel State"
- const string **cmdFilterWheel_UNITS** = ""
- readonly attribute
RWfilterWheelStates **cmdFilterWheel**
- const string **focus_DESCRIPTION** = "Focus Position"
- const string **focus_UNITS** = "mm"
- const string **focus_SAMPLEINTERVAL** = "60"
- readonly attribute ACS::ROdouble **focus**
- const string **cmdFocus_DESCRIPTION** = "Commanded Focus Position"
- const string **cmdFocus_UNITS** = "mm"
- readonly attribute ACS::RWdouble **cmdFocus**

8.15.1 Detailed Description

APEX Optical Pointing Telescope Interface

8.15.2 Member Function Documentation

void apexOptTel::OptTel::off (in ACS::CBvoid cb, in ACS::CBDescIn desc)

Turn off any parts of the instrument for which power is under software control.

Parameters

<i>cb</i>	callback when completed
<i>desc</i>	description

void apexOptTel::OptTel::on (in ACS::CBvoid *cb*, in ACS::CBDescIn *desc*)

Turn on any parts of the instrument for which power is under software control, and initialise by setting defaults.

Parameters

<i>cb</i>	callback when completed
<i>desc</i>	description

8.15.3 Member Data Documentation

const string apexOptTel::OptTel::cmdFilterWheel_DESCRIPTION = "Commanded Filter Wheel State"

Filter wheel (R: (625 nm red) I: (770 nm extreme red) Z: (950 nm infrared) FREE: (no filter)

const string apexOptTel::OptTel::cmdFocus_DESCRIPTION = "Commanded Focus Position"

Focus position in mm

const string apexOptTel::OptTel::cmdLid_DESCRIPTION = "Commanded Lid State"

Lid drive (CLOSE, OPEN)

const string apexOptTel::OptTel::filterWheel_DESCRIPTION = "Filter Wheel State"

Filter wheel (R: (625 nm red) I: (770 nm extreme red) Z: (950 nm infrared) FREE: (no filter)

const string apexOptTel::OptTel::focus_DESCRIPTION = "Focus Position"

Focus position in mm

const string apexOptTel::OptTel::lid_DESCRIPTION = "Lid State"

Lid drive (CLOSE, OPEN)

const string apexOptTel::OptTel::state_DESCRIPTION = "State"

Actual State of the Optical Pointing Telescope

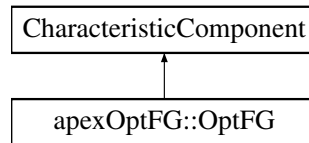
The documentation for this interface was generated from the following file:

- apexOptTel.idl

8.16 apexOptFG::OptFG Interface Reference

```
import "apexOptFG.idl";
```

Inheritance diagram for apexOptFG::OptFG:



Public Member Functions

- void **on** (in ACS::CBvoid cb, in ACS::CBDescIn desc)
- void **off** (in ACS::CBvoid cb, in ACS::CBDescIn desc)
- void **takeFrame** (in ACS::CBvoid cb, in ACS::CBDescIn desc)

Public Attributes

- const string **state_DESCRIPTION** = "State"
- const string **state_UNITS** = ""
- const string **state_ALARMON** = "4"
- const string **state_SAMPLEINTERVAL** = "60"
- readonly attribute ROstatus **state**
- const string **status_DESCRIPTION** = "Status"
- const string **status_UNITS** = ""
- const string **status_SAMPLEINTERVAL** = "60"
- const string **status_BITDESCRIPTION** = "Idle, Waiting for trigger, Exposing, Downloading, Line ready, Image ready, Flushing BIR, Error"
- const string **status_WHENCLEARED** = "N,N,N,N,N,N,N,N"
- const string **status_WHENSET** = "S,S,S,S,S,S,S,F"
- readonly attribute ACS::ROpattern **status**
- const string **integrationTime_DESCRIPTION** = "Integration Time"
- const string **integrationTime_UNITS** = "s"
- const string **integrationTime_FORMAT** = "%.3f"
- const string **integrationTime_SAMPLEINTERVAL** = "60"
- readonly attribute ACS::ROdouble **integrationTime**
- const string **cmdIntegrationTime_DESCRIPTION** = "Commanded Integration Time"
- const string **cmdIntegrationTime_UNITS** = "s"
- const string **cmdIntegrationTime_FORMAT** = "%.3f"
- readonly attribute ACS::RWdouble **cmdIntegrationTime**
- const string **shutter_DESCRIPTION** = "Camera Shutter State"
- const string **shutter_UNITS** = ""
- const string **shutter_SAMPLEINTERVAL** = "60"
- readonly attribute ROshutterStates **shutter**
- const string **cmdShutter_DESCRIPTION** = "Commanded Camera Shutter State"
- const string **cmdShutter_UNITS** = ""
- readonly attribute RWshutterStates **cmdShutter**
- const string **sizeX_DESCRIPTION** = "Size X"
- const string **sizeX_UNITS** = ""
- readonly attribute ACS::ROlong **sizeX**
- const string **sizeY_DESCRIPTION** = "Size Y"
- const string **sizeY_UNITS** = ""

- readonly attribute ACS::ROlong **sizeY**
- const string **scaleX_DESCRIPTION** = "Scale X"
- const string **scaleX_UNITS** = "arcsec"
- readonly attribute ACS::ROdouble **scaleX**
- const string **scaleY_DESCRIPTION** = "Scale Y"
- const string **scaleY_UNITS** = "arcsec"
- readonly attribute ACS::ROdouble **scaleY**
- const string **angle_DESCRIPTION** = "Frame Grabber Angle"
- const string **angle_UNITS** = "deg"
- readonly attribute ACS::ROdouble **angle**
- const string **CCDTemperature_DESCRIPTION** = "CCD Temperature"
- const string **CCDTemperature_UNITS** = "degC"
- const string **CCDTemperature_SAMPLEINTERVAL** = "60"
- readonly attribute ACS::ROdouble **CCDTemperature**

8.16.1 Detailed Description

APEX Optical Pointing Frame Grabber Interface

8.16.2 Member Function Documentation

void apexOptFG::OptFG::off (in ACS::CBvoid *cb*, in ACS::CBDescIn *desc*)

Turn off any parts of the instrument for which power is under software control.

Parameters

<i>cb</i>	callback when completed
<i>desc</i>	description

void apexOptFG::OptFG::on (in ACS::CBvoid *cb*, in ACS::CBDescIn *desc*)

Turn on any parts of the instrument for which power is under software control, and initialise by setting defaults.

Parameters

<i>cb</i>	callback when completed
<i>desc</i>	description

void apexOptFG::OptFG::takeFrame (in ACS::CBvoid *cb*, in ACS::CBDescIn *desc*)

Take a frame with the given integration time and send it out via TCP.

Parameters

<i>cb</i>	callback when completed
<i>desc</i>	description

8.16.3 Member Data Documentation

const string apexOptFG::OptFG::angle_DESCRIPTION = "Frame Grabber Angle"

Rotation angle of frame grabber relative to the horizon

const string apexOptFG::OptFG::CCDTemperature_DESCRIPTION = "CCD Temperature"

CCD temperature [degC]

const string apexOptFG::OptFG::cmdIntegrationTime_DESCRIPTION = "Commanded Integration Time"

Commanded integration time per frame (seconds)

const string apexOptFG::OptFG::cmdShutter_DESCRIPTION = "Commanded Camera Shutter State"

Camera shutter (CLOSE, OPEN)

const string apexOptFG::OptFG::integrationTime_DESCRIPTION = "Integration Time"

Integration time per frame (seconds)

const string apexOptFG::OptFG::scaleX_DESCRIPTION = "Scale X"

Size of one pixel on sky in x direction

const string apexOptFG::OptFG::scaleY_DESCRIPTION = "Scale Y"

Size of one pixel on sky in y direction

const string apexOptFG::OptFG::shutter_DESCRIPTION = "Camera Shutter State"

Camera shutter (CLOSE, OPEN)

const string apexOptFG::OptFG::sizeX_DESCRIPTION = "Size X"

Number of pixels in x direction

const string apexOptFG::OptFG::sizeY_DESCRIPTION = "Size Y"

Number of pixels in y direction

const string apexOptFG::OptFG::state_DESCRIPTION = "State"

Actual State of the Optical Pointing Frame Grabber

const string apexOptFG::OptFG::status_DESCRIPTION = "Status"

Frame grabber state machine

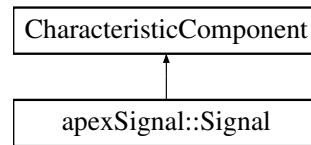
The documentation for this interface was generated from the following file:

- apexOptFG.idl

8.17 apexSignal::Signal Interface Reference

```
import "apexSignal.idl";
```

Inheritance diagram for apexSignal::Signal:



Public Attributes

- const string `state_DESCRIPTION` = "State"
- const string `state_UNITS` = ""
- const string `state_ALARMON` = "4"
- const string `state_SAMPLEINTERVAL` = "30"
- readonly attribute ROstatus `state`
- const string `red_DESCRIPTION` = "Red Light Status"
- const string `red_UNITS` = ""
- const string `red_SAMPLEINTERVAL` = "30"
- readonly attribute ROlightMode `red`
- const string `cmdRed_DESCRIPTION` = "Commanded Red Light Status"
- const string `cmdRed_UNITS` = ""
- readonly attribute RWlightMode `cmdRed`
- const string `yellow_DESCRIPTION` = "Yellow Light Status"
- const string `yellowred_UNITS` = ""
- const string `yellow_SAMPLEINTERVAL` = "30"
- readonly attribute ROlightMode `yellow`
- const string `cmdYellow_DESCRIPTION` = "Commanded Yellow Light Status"
- const string `cmdYellow_UNITS` = ""
- readonly attribute RWlightMode `cmdYellow`
- const string `green_DESCRIPTION` = "Green Light Status"
- const string `green_UNITS` = ""
- const string `green_SAMPLEINTERVAL` = "30"
- readonly attribute ROlightMode `green`
- const string `cmdGreen_DESCRIPTION` = "Commanded Green Light Status"
- const string `cmdGreen_UNITS` = ""
- readonly attribute RWlightMode `cmdGreen`
- const string `buzzer_DESCRIPTION` = "Buzzer Status"
- const string `buzzer_UNITS` = ""
- const string `buzzer_SAMPLEINTERVAL` = "30"
- readonly attribute RObuzzerMode `buzzer`
- const string `cmdBuzzer_DESCRIPTION` = "Commanded Buzzer Status"
- const string `cmdBuzzer_UNITS` = ""
- readonly attribute RWbuzzerMode `cmdBuzzer`

8.17.1 Detailed Description

APEX [Signal](#) Component Interface

8.17.2 Member Data Documentation

const string apexSignal::Signal::buzzer_DESCRIPTION = "Buzzer Status"

Buzzer status

const string apexSignal::Signal::cmdBuzzer_DESCRIPTION = "Commanded Buzzer Status"

Commanded buzzer status

const string apexSignal::Signal::cmdGreen_DESCRIPTION = "Commanded Green Light Status"

Commanded green light status

const string apexSignal::Signal::cmdRed_DESCRIPTION = "Commanded Red Light Status"

Commanded red light status

const string apexSignal::Signal::cmdYellow_DESCRIPTION = "Commanded Yellow Light Status"

Commanded yellow light status

const string apexSignal::Signal::green_DESCRIPTION = "Green Light Status"

Green light status

const string apexSignal::Signal::red_DESCRIPTION = "Red Light Status"

Red light status

const string apexSignal::Signal::state_DESCRIPTION = "State"

Actual State of the [Signal](#) Component (INITIALIZE, ENABLED, DISABLED, SHUTDOWN, FAULTED)

const string apexSignal::Signal::yellow_DESCRIPTION = "Yellow Light Status"

Yellow light status

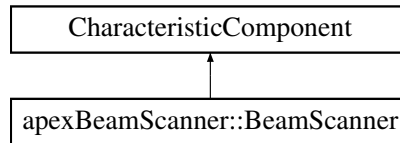
The documentation for this interface was generated from the following file:

- apexSignal.idl

8.18 apexBeamScanner::BeamScanner Interface Reference

```
import "apexBeamScanner.idl";
```

Inheritance diagram for apexBeamScanner::BeamScanner:



Public Member Functions

- void [on](#) (in ACS::CBvoid cb, in ACS::CBDescIn desc)
- void [off](#) (in ACS::CBvoid cb, in ACS::CBDescIn desc)
- long [reset](#) () raises (ACSErr::ACSEException)

Public Attributes

- const string [state_DESCRIPTION](#) = "State"
- const string [state_UNITS](#) = ""
- const string [state_ALARMON](#) = "4"
- const string [state_SAMPLEINTERVAL](#) = "60"
- readonly attribute ROstatus [state](#)
- const string [xStart_DESCRIPTION](#) = "X Start"
- const string [xStart_UNITS](#) = "mm"
- const string [xStart_DISPLAYUNITS](#) = "mm"
- const string [xStart_FORMAT](#) = "%.3f"
- const string [xStart_SAMPLEINTERVAL](#) = "60"
- readonly attribute ACS::ROdouble [xStart](#)
- const string [cmdXStart_DESCRIPTION](#) = "Commanded X Start"
- const string [cmdXStart_UNITS](#) = "mm"
- const string [cmdXStart_DISPLAYUNITS](#) = "mm"
- const string [cmdXStart_FORMAT](#) = "%.3f"
- readonly attribute ACS::RWdouble [cmdXStart](#)
- const string [xStop_DESCRIPTION](#) = "X Stop"
- const string [xStop_UNITS](#) = "mm"
- const string [xStop_DISPLAYUNITS](#) = "mm"
- const string [xStop_FORMAT](#) = "%.3f"
- const string [xStop_SAMPLEINTERVAL](#) = "60"
- readonly attribute ACS::ROdouble [xStop](#)
- const string [cmdXStop_DESCRIPTION](#) = "Commanded X Stop"
- const string [cmdXStop_UNITS](#) = "mm"
- const string [cmdXStop_DISPLAYUNITS](#) = "mm"
- const string [cmdXStop_FORMAT](#) = "%.3f"
- readonly attribute ACS::RWdouble [cmdXStop](#)
- const string [xStep_DESCRIPTION](#) = "X Step"
- const string [xStep_UNITS](#) = "mm"
- const string [xStep_DISPLAYUNITS](#) = "mm"
- const string [xStep_FORMAT](#) = "%.3f"
- const string [xStep_SAMPLEINTERVAL](#) = "60"
- readonly attribute ACS::ROdouble [xStep](#)
- const string [cmdXStep_DESCRIPTION](#) = "Commanded X Step"

- const string **cmdXStep_UNITS** = "mm"
- const string **cmdXStep_DISPLAYUNITS** = "mm"
- const string **cmdXStep_FORMAT** = "%.3f"
- readonly attribute ACS::RWdouble **cmdXStep**
- const string **yStart_DESCRIPTION** = "Y Start"
- const string **yStart_UNITS** = "mm"
- const string **yStart_DISPLAYUNITS** = "mm"
- const string **yStart_FORMAT** = "%.3f"
- const string **yStart_SAMPLEINTERVAL** = "60"
- readonly attribute ACS::ROdouble **yStart**
- const string **cmdYStart_DESCRIPTION** = "Commanded Y Start"
- const string **cmdYStart_UNITS** = "mm"
- const string **cmdYStart_DISPLAYUNITS** = "mm"
- const string **cmdYStart_FORMAT** = "%.3f"
- readonly attribute ACS::RWdouble **cmdYStart**
- const string **yStop_DESCRIPTION** = "Y Stop"
- const string **yStop_UNITS** = "mm"
- const string **yStop_DISPLAYUNITS** = "mm"
- const string **yStop_FORMAT** = "%.3f"
- const string **yStop_SAMPLEINTERVAL** = "60"
- readonly attribute ACS::ROdouble **yStop**
- const string **cmdYStop_DESCRIPTION** = "Commanded Y Stop"
- const string **cmdYStop_UNITS** = "mm"
- const string **cmdYStop_DISPLAYUNITS** = "mm"
- const string **cmdYStop_FORMAT** = "%.3f"
- readonly attribute ACS::RWdouble **cmdYStop**
- const string **yStep_DESCRIPTION** = "Y Step"
- const string **yStep_UNITS** = "mm"
- const string **yStep_DISPLAYUNITS** = "mm"
- const string **yStep_FORMAT** = "%.3f"
- const string **yStep_SAMPLEINTERVAL** = "60"
- readonly attribute ACS::ROdouble **yStep**
- const string **cmdYStep_DESCRIPTION** = "Commanded Y Step"
- const string **cmdYStep_UNITS** = "mm"
- const string **cmdYStep_DISPLAYUNITS** = "mm"
- const string **cmdYStep_FORMAT** = "%.3f"
- readonly attribute ACS::RWdouble **cmdYStep**

8.18.1 Detailed Description

This interface belongs to the abstract Continuum Back End device. It will be the standard interface for APEX Continuum Back End Units.

8.18.2 Member Function Documentation

void apexBeamScanner::BeamScanner::off (in ACS::CBvoid *cb*, in ACS::CBDescIn *desc*)

Turn off any parts of the instrument for which power is under software control.

Parameters

<i>cb</i>	callback when completed
<i>desc</i>	description

void apexBeamScanner::BeamScanner::on (in ACS::CBvoid *cb*, in ACS::CBDescIn *desc*)

Turn on any parts of the instrument for which power is under software control, and initialise by setting defaults.
Parameters

<i>cb</i>	callback when completed
<i>desc</i>	description

long apexBeamScanner::BeamScanner::reset () raises ACSErr::ACSEException)

Hardware reset (restart system) and set defaults.

8.18.3 Member Data Documentation

const string apexBeamScanner::BeamScanner::cmdXStart_DESCRIPTION = "Commanded X Start"

Commanded beam scan starting position in x direction (millimeters)

const string apexBeamScanner::BeamScanner::cmdXStep_DESCRIPTION = "Commanded X Step"

Commanded beam scan step size in x direction (millimeters)

const string apexBeamScanner::BeamScanner::cmdXStop_DESCRIPTION = "Commanded X Stop"

Commanded beam scan stopping position in x direction (millimeters)

const string apexBeamScanner::BeamScanner::cmdYStart_DESCRIPTION = "Commanded Y Start"

Commanded beam scan starting position in y direction (millimeters)

const string apexBeamScanner::BeamScanner::cmdYStep_DESCRIPTION = "Commanded Y Step"

Commanded beam scan step size in y direction (millimeters)

const string apexBeamScanner::BeamScanner::cmdYStop_DESCRIPTION = "Commanded Y Stop"

Commanded beam scan stopping position in y direction (millimeters)

const string apexBeamScanner::BeamScanner::state_DESCRIPTION = "State"

Actual State of the beam scanner

const string apexBeamScanner::BeamScanner::xStart_DESCRIPTION = "X Start"

Beam scan starting position in x direction (millimeters)

const string apexBeamScanner::BeamScanner::xStep_DESCRIPTION = "X Step"

Beam scan step size in x direction (millimeters)

const string apexBeamScanner::BeamScanner::xStop_DESCRIPTION = "X Stop"

Beam scan stopping position in x direction (millimeters)

const string apexBeamScanner::BeamScanner::yStart_DESCRIPTION = "Y Start"

Beam scan starting position in y direction (millimeters)

const string apexBeamScanner::BeamScanner::yStep_DESCRIPTION = "Y Step"

Beam scan step size in y direction (millimeters)

const string apexBeamScanner::BeamScanner::yStop_DESCRIPTION = "Y Stop"

Beam scan stopping position in y direction (millimeters)

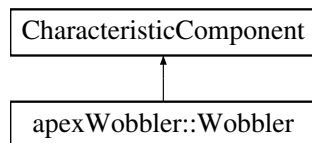
The documentation for this interface was generated from the following file:

- apexBeamScanner.idl

8.19 apexWobbler::Wobbler Interface Reference

```
import "apexWobbler.idl";
```

Inheritance diagram for apexWobbler::Wobbler:



Public Member Functions

- void [configure](#) (in ACS::CBvoid cb, in ACS::CBDescIn desc)
- long [start](#) () raises (ACSErr::ACSEException)
- long [stop](#) () raises (ACSErr::ACSEException)
- long [stow](#) () raises (ACSErr::ACSEException)
- long [unstow](#) () raises (ACSErr::ACSEException)
- long [reset](#) () raises (ACSErr::ACSEException)
- long [clear_fault](#) () raises (ACSErr::ACSEException)
- long [set_fans](#) (in long fan_state) raises (ACSErr::ACSEException)

Public Attributes

- readonly attribute ROstatus [state](#)
- readonly attribute ACS::ROpattern [statusSet1a](#)
- readonly attribute ACS::ROpattern [statusSet1b](#)
- readonly attribute ACS::ROpattern [statusSet2a](#)
- readonly attribute ACS::ROlongSeq [sdErrorID](#)
- readonly attribute ACS::ROdouble [amplitude](#)
- readonly attribute ACS::RWdouble [cmdAmplitude](#)
- readonly attribute ACS::ROdouble [zeroPosition](#)
- readonly attribute ACS::RWdouble [cmdZeroPosition](#)
- readonly attribute ACS::ROdouble [tolerance](#)
- readonly attribute ACS::RWdouble [cmdTolerance](#)
- readonly attribute ACS::ROdouble [positionTE0](#)
- readonly attribute ACS::ROdouble [positionTE4](#)
- readonly attribute ACS::ROdouble [positionTE8](#)
- readonly attribute ACS::ROdouble [positionTE12](#)
- readonly attribute ACS::ROdouble [positionTE16](#)
- readonly attribute ACS::ROdouble [positionTE20](#)
- readonly attribute ACS::ROdouble [positionTE24](#)
- readonly attribute ACS::ROdouble [positionTE28](#)
- readonly attribute ACS::ROdouble [positionTE32](#)
- readonly attribute ACS::ROdouble [positionTE36](#)
- readonly attribute ACS::ROdouble [positionTE40](#)
- readonly attribute ACS::ROdouble [positionTE44](#)
- readonly attribute ACS::ROdouble [SRMotorTemp](#)
- readonly attribute ACS::ROdouble [CWMotorTemp](#)

8.19.1 Detailed Description

An ACS Component providing direct access to the wobbler motion control and monitoring. The access is achieved through the antenna vendor's [Wobbler](#) Interface Unit (WIU) via the CAN bus.

8.19.2 Member Function Documentation

long apexWobbler::Wobbler::clear_fault () raises ACSErr::ACSEException)

Clear all latched faults

void apexWobbler::Wobbler::configure (in ACS::CBvoid *cb*, in ACS::CBDescIn *desc*)

Configures the wobbler, set the values for frequency, amplitude and zeroOffset according to the values stored in cmd-Amplitude, cmdFrequency and cmdZeroPosition. THE WOBBLER HAS TO BE IN STOP/SHUTDOWN mode
Parameters

<i>cb</i>	callback when completed
<i>desc</i>	description

long apexWobbler::Wobbler::reset () raises ACSErr::ACSEException)

Reset the wobbler

long apexWobbler::Wobbler::set_fans (in long *fan_state*) raises ACSErr::ACSEException)

Control fans

long apexWobbler::Wobbler::start () raises ACSErr::ACSEException)

Start the wobbler program.

long apexWobbler::Wobbler::stop () raises ACSErr::ACSEException)

Stop the wobbler program.

long apexWobbler::Wobbler::stow () raises ACSErr::ACSEException)

Stow the wobbler.

long apexWobbler::Wobbler::unstow () raises ACSErr::ACSEException)

Unstow the wobbler.

8.19.3 Member Data Documentation

readonly attribute ACS::ROdouble apexWobbler::Wobbler::amplitude

Amplitude (arcsec)

readonly attribute ACS::RWdouble apexWobbler::Wobbler::cmdAmplitude

Commanded amplitude (arcsec)

readonly attribute ACS::RWdouble apexWobbler::Wobbler::cmdTolerance

Commanded tolerance for blank signal generation (arcsec)

readonly attribute ACS::RWdouble apexWobbler::Wobbler::cmdZeroPosition

Commanded wobbler zero position (arcsec)

readonly attribute ACS::ROdouble apexWobbler::Wobbler::CWMotorTemp

Counterweight motor temperature (degC)

readonly attribute ACS::ROdouble apexWobbler::Wobbler::positionTE0

wobbler position at last TE (arcsec)

readonly attribute ACS::ROdouble apexWobbler::Wobbler::positionTE12

wobbler position 12ms before last TE (arcsec)

readonly attribute ACS::ROdouble apexWobbler::Wobbler::positionTE16

wobbler position 16ms before last TE (arcsec)

readonly attribute ACS::ROdouble apexWobbler::Wobbler::positionTE20

wobbler position 20ms before last TE (arcsec)

readonly attribute ACS::ROdouble apexWobbler::Wobbler::positionTE24

wobbler position 24ms before last TE (arcsec)

readonly attribute ACS::ROdouble apexWobbler::Wobbler::positionTE28

wobbler position 28ms before last TE (arcsec)

readonly attribute ACS::ROdouble apexWobbler::Wobbler::positionTE32

wobbler position 32ms before last TE (arcsec)

readonly attribute ACS::ROdouble apexWobbler::Wobbler::positionTE36

wobbler position 36ms before last TE (arcsec)

readonly attribute ACS::ROdouble apexWobbler::Wobbler::positionTE4

wobbler position 4ms before last TE (arcsec)

readonly attribute ACS::ROdouble apexWobbler::Wobbler::positionTE40

wobbler position 40ms before last TE (arcsec)

readonly attribute ACS::ROdouble apexWobbler::Wobbler::positionTE44

wobbler position 44ms before last TE (arcsec)

readonly attribute ACS::ROdouble apexWobbler::Wobbler::positionTE8

wobbler position 8ms before last TE (arcsec)

readonly attribute ACS::ROlongSeq apexWobbler::Wobbler::sdErrorID

Servo drive error ID

readonly attribute ACS::ROdouble apexWobbler::Wobbler::SRMotorTemp

Subreflector motor temperature (degC)

readonly attribute ROstatus apexWobbler::Wobbler::state

Actual State of the [Wobbler](#)

readonly attribute ACS::ROpattern apexWobbler::Wobbler::statusSet1a

[Wobbler](#) status set 1a

readonly attribute ACS::ROpattern apexWobbler::Wobbler::statusSet1b

[Wobbler](#) status set 1b

readonly attribute ACS::ROpattern apexWobbler::Wobbler::statusSet2a

[Wobbler](#) status set 2a

readonly attribute ACS::ROdouble apexWobbler::Wobbler::tolerance

Tolerance for blank signal generation (arcsec)

readonly attribute ACS::ROdouble apexWobbler::Wobbler::zeroPosition

[Wobbler](#) zero position (arcsec)

The documentation for this interface was generated from the following file:

- apexWobbler.idl

8.20 apexWobbler::PositionMessage Struct Reference

```
import "apexWobbler.idl";
```

Public Attributes

- double **wobblerPosTE0**
- double **wobblerPosTE4**
- double **wobblerPosTE8**
- double **wobblerPosTE12**
- double **wobblerPosTE16**
- double **wobblerPosTE20**
- double **wobblerPosTE24**
- double **wobblerPosTE28**
- double **wobblerPosTE32**
- double **wobblerPosTE36**
- double **wobblerPosTE40**
- double **wobblerPosTE44**
- ACS::Time **timeStamp**

8.20.1 Detailed Description

This structure holds a set of wobbler positions. A filled structure is sent via the CORBA Notification Channel during each Timing Event (TE) by the apexWobbler component.

The documentation for this struct was generated from the following file:

- apexWobbler.idl

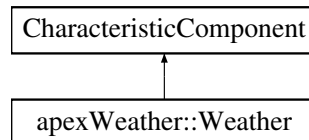
Chapter 9

Environmental Devices

9.1 apexWeather::Weather Interface Reference

```
import "apexWeather.idl";
```

Inheritance diagram for apexWeather::Weather:



Public Member Functions

- void **on** (in ACS::CBvoid cb, in ACS::CBDescIn desc)
- void **off** (in ACS::CBvoid cb, in ACS::CBDescIn desc)
- long **reset** () raises (ACSErr::ACSEException)

Public Attributes

- const string **state_DESCRIPTION** = "State"
- const string **state_UNITS** = ""
- const string **state_SAMPLEINTERVAL** = "60"
- const string **state_ALARMINTERVAL** = "60"
- const string **state_ALARMON** = "4"
- readonly attribute ROstatus **state**
- const string **temperature_DESCRIPTION** = "Temperature"
- const string **temperature_UNITS** = "degC"
- const string **temperature_SAMPLEINTERVAL** = "10"
- readonly attribute ACS::ROdouble **temperature**
- const string **dewPoint_DESCRIPTION** = "Dewpoint"
- const string **dewPoint_UNITS** = "degC"
- const string **dewPoint_SAMPLEINTERVAL** = "10"
- readonly attribute ACS::ROdouble **dewPoint**
- const string **humidity_DESCRIPTION** = "Humidity"
- const string **humidity_UNITS** = "percent"
- const string **humidity_SAMPLEINTERVAL** = "10"
- readonly attribute ACS::ROdouble **humidity**
- const string **pressure_DESCRIPTION** = "Pressure"
- const string **pressure_UNITS** = "hPa"

- const string **pressure_SAMPLEINTERVAL** = "10"
- readonly attribute ACS::ROdouble **pressure**
- const string **windSpeed_DESCRIPTION** = "Wind Speed"
- const string **windSpeed_UNITS** = "m/s"
- const string **windSpeed_SAMPLEINTERVAL** = "10"
- const string **windSpeed_ALARMHIGH** = "20.0"
- readonly attribute ACS::ROdouble **windSpeed**
- const string **windDirection_DESCRIPTION** = "Wind Direction"
- const string **windDirection_UNITS** = "deg"
- const string **windDirection_SAMPLEINTERVAL** = "10"
- readonly attribute ACS::ROdouble **windDirection**
- const string **controlBoxTemperature_DESCRIPTION** = "Control Box Temperature"
- const string **controlBoxTemperature_UNITS** = "degC"
- const string **controlBoxTemperature_SAMPLEINTERVAL** = "60"
- const string **controlBoxTemperature_ALARMINTERVAL** = "60"
- const string **controlBoxTemperature_ALARMLOWON** = "8.0"
- const string **controlBoxTemperature_ALARMLOWOFF** = "9.0"
- const string **controlBoxTemperature_ALARMHIGHON** = "30.0"
- const string **controlBoxTemperature_ALARMHIGHOFF** = "29.0"
- readonly attribute ACS::ROdouble **controlBoxTemperature**

9.1.1 Detailed Description

APEX [Weather](#) Station Interface

9.1.2 Member Function Documentation

void apexWeather::Weather::off (in ACS::CBvoid *cb*, in ACS::CBDescIn *desc*)

Turn off any parts of the instrument for which power is under software control.

Parameters

<i>cb</i>	callback when completed
<i>desc</i>	description

void apexWeather::Weather::on (in ACS::CBvoid *cb*, in ACS::CBDescIn *desc*)

Turn on any parts of the instrument for which power is under software control, and initialise by setting defaults.

Parameters

<i>cb</i>	callback when completed
<i>desc</i>	description

long apexWeather::Weather::reset () raises ACS::ACSErr::ACSEException)

Hardware reset (restart system) and set defaults.

9.1.3 Member Data Documentation

const string apexWeather::Weather::controlBoxTemperature_DESCRIPTION = "Control Box Temperature"

Control box temperature (degrees Celsius) For equipment monitoring purposes.

const string apexWeather::Weather::dewPoint_DESCRIPTION = "Dewpoint"

Dewpoint (degrees Celsius)

const string apexWeather::Weather::humidity_DESCRIPTION = "Humidity"

Relative humidity (%)

const string apexWeather::Weather::pressure_DESCRIPTION = "Pressure"

Pressure (hPa)

const string apexWeather::Weather::state_DESCRIPTION = "State"

Actual State of the [Weather](#) Station

const string apexWeather::Weather::temperature_DESCRIPTION = "Temperature"

Temperature (degrees Celsius)

const string apexWeather::Weather::windDirection_DESCRIPTION = "Wind Direction"

Wind direction (degrees)

const string apexWeather::Weather::windSpeed_DESCRIPTION = "Wind Speed"

Wind speed (m/s)

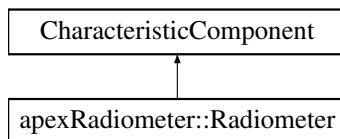
The documentation for this interface was generated from the following file:

- apexWeather.idl

9.2 apexRadiometer::Radiometer Interface Reference

```
import "apexRadiometer.idl";
```

Inheritance diagram for apexRadiometer::Radiometer:



Public Member Functions

- void [on](#) (in ACS::CBvoid cb, in ACS::CBDescIn desc)
- void [off](#) (in ACS::CBvoid cb, in ACS::CBDescIn desc)

Public Attributes

- const string [state_DESCRIPTION](#) = "Radiometer State"
- const string [state_UNITS](#) = ""
- const string [state_ALARMON](#) = "4"
- const string [state_SAMPLEINTERVAL](#) = "60"
- readonly attribute ROstatus [state](#)
- const string [skyTB06_DESCRIPTION](#) = "TB @ 0.6 GHz"
- const string [skyTB06_UNITS](#) = "K"
- const string [skyTB06_SAMPLEINTERVAL](#) = "10"
- readonly attribute ACS::ROdouble [skyTB06](#)
- const string [skyTB15_DESCRIPTION](#) = "TB @ 1.5 GHz"
- const string [skyTB15_UNITS](#) = "K"
- const string [skyTB15_SAMPLEINTERVAL](#) = "10"
- readonly attribute ACS::ROdouble [skyTB15](#)
- const string [skyTB25_DESCRIPTION](#) = "TB @ 2.5 GHz"
- const string [skyTB25_UNITS](#) = "K"
- const string [skyTB25_SAMPLEINTERVAL](#) = "10"
- readonly attribute ACS::ROdouble [skyTB25](#)
- const string [skyTB35_DESCRIPTION](#) = "TB @ 3.5 GHz"
- const string [skyTB35_UNITS](#) = "K"
- const string [skyTB35_SAMPLEINTERVAL](#) = "10"
- readonly attribute ACS::ROdouble [skyTB35](#)
- const string [skyTB50_DESCRIPTION](#) = "TB @ 5.0 GHz"
- const string [skyTB50_UNITS](#) = "K"
- const string [skyTB50_SAMPLEINTERVAL](#) = "10"
- readonly attribute ACS::ROdouble [skyTB50](#)
- const string [skyTB75_DESCRIPTION](#) = "TB @ 7.5 GHz"
- const string [skyTB75_UNITS](#) = "K"
- const string [skyTB75_SAMPLEINTERVAL](#) = "10"
- readonly attribute ACS::ROdouble [skyTB75](#)
- const string [skyTB_DESCRIPTION](#) = "Brightness Temperatures"
- const string [skyTB_UNITS](#) = "K"
- readonly attribute ACS::ROdoubleSeq [skyTB](#)

9.2.1 Detailed Description

APEX [Radiometer](#) Interface

9.2.2 Member Function Documentation

void apexRadiometer::Radiometer::off (in ACS::CBvoid *cb*, in ACS::CBDescIn *desc*)

Move external mirror out of the beam.

Parameters

<i>cb</i>	callback when completed
<i>desc</i>	description

void apexRadiometer::Radiometer::on (in ACS::CBvoid *cb*, in ACS::CBDescIn *desc*)

Move external mirror into beam.

Parameters

<i>cb</i>	callback when completed
<i>desc</i>	description

9.2.3 Member Data Documentation

const string apexRadiometer::Radiometer::skyTB06_DESCRIPTION = "TB @ 0.6 GHz"

Brightness temperature of the 0.6 GHz IF band (K)

const string apexRadiometer::Radiometer::skyTB15_DESCRIPTION = "TB @ 1.5 GHz"

Brightness temperature of the 1.5 GHz IF band (K)

const string apexRadiometer::Radiometer::skyTB25_DESCRIPTION = "TB @ 2.5 GHz"

Brightness temperature of the 2.5 GHz IF band (K)

const string apexRadiometer::Radiometer::skyTB35_DESCRIPTION = "TB @ 3.5 GHz"

Brightness temperature of the 3.5 GHz IF band (K)

const string apexRadiometer::Radiometer::skyTB50_DESCRIPTION = "TB @ 5.0 GHz"

Brightness temperature of the 5.0 GHz IF band (K)

const string apexRadiometer::Radiometer::skyTB75_DESCRIPTION = "TB @ 7.5 GHz"

Brightness temperature of the 7.5 GHz IF band (K)

const string apexRadiometer::Radiometer::skyTB_DESCRIPTION = "Brightness Temperatures"

Brightness temperatures of the 6 IF bands as vector (K)

const string apexRadiometer::Radiometer::state_DESCRIPTION = "Radiometer State"

Actual State of the [Radiometer](#)

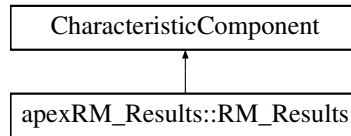
The documentation for this interface was generated from the following file:

- apexRadiometer.idl

9.3 apexRM_Results::RM_Results Interface Reference

```
import "apexRM_Results.idl";
```

Inheritance diagram for apexRM_Results::RM_Results:



Public Attributes

- const string `tau183_DESCRIPTION` = "Tau @ 183 GHz"
- const string `tau183_UNITS` = ""
- const string `tau183_SAMPLEINTERVAL` = "10"
- readonly attribute ACS::ROdouble `tau183`
- const string `pwv_DESCRIPTION` = "Precipitable Water Vapor"
- const string `pwv_UNITS` = "mm"
- const string `pwv_SAMPLEINTERVAL` = "10"
- readonly attribute ACS::ROdouble `pwv`

9.3.1 Detailed Description

APEX Radiometer Results Interface

9.3.2 Member Data Documentation

const string apexRM_Results::RM_Results::pwv_DESCRIPTION = "Precipitable Water Vapor"

Atmospheric Water Vapor Content

const string apexRM_Results::RM_Results::tau183_DESCRIPTION = "Tau @ 183 GHz"

Atmospheric Opacity at 183 GHz

The documentation for this interface was generated from the following file:

- apexRM_Results.idl

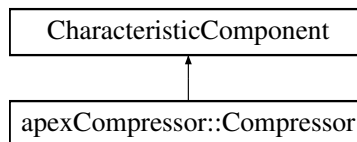
Chapter 10

Infrastructure Devices

10.1 apexCompressor::Compressor Interface Reference

```
import "apexCompressor.idl";
```

Inheritance diagram for apexCompressor::Compressor:



Public Member Functions

- long `on ()` raises (ACSErr::ACSEException)
- long `off ()` raises (ACSErr::ACSEException)
- long `coldHeadOn ()` raises (ACSErr::ACSEException)
- long `coldHeadOff ()` raises (ACSErr::ACSEException)

Public Attributes

- const string `state_DESCRIPTION` = "State"
- const string `state_UNITS` = ""
- const string `state_ALARMON` = "4"
- const string `state_SAMPLEINTERVAL` = "60"
- readonly attribute ROstatus `state`
- const string `supplyPressure_DESCRIPTION` = "Helium Supply Pressure"
- const string `supplyPressure_UNITS` = "bar"
- const string `supplyPressure_SAMPLEINTERVAL` = "60"
- readonly attribute ACS::ROdouble `supplyPressure`
- const string `returnPressure_DESCRIPTION` = "Helium Return Pressure"
- const string `returnPressure_UNITS` = "bar"
- const string `returnPressure_SAMPLEINTERVAL` = "60"
- readonly attribute ACS::ROdouble `returnPressure`
- const string `supplyJTPressure_DESCRIPTION` = "Helium Supply JT-Pressure"
- const string `supplyJTPressure_UNITS` = "bar"
- const string `supplyJTPressure_SAMPLEINTERVAL` = "60"
- readonly attribute ACS::ROdouble `supplyJTPressure`
- const string `returnJTPressure_DESCRIPTION` = "Helium Return JT-Pressure"
- const string `returnJTPressure_UNITS` = "bar"
- const string `returnJTPressure_SAMPLEINTERVAL` = "60"
- readonly attribute ACS::ROdouble `returnJTPressure`

10.1.1 Detailed Description

APEX [Compressor](#) Interface

10.1.2 Member Function Documentation

long apexCompressor::Compressor::coldHeadOff () raises ACSErr::ACSEException)

Turn cold head off.

long apexCompressor::Compressor::coldHeadOn () raises ACSErr::ACSEException)

Turn cold head on.

long apexCompressor::Compressor::off () raises ACSErr::ACSEException)

Turn compressor off.

long apexCompressor::Compressor::on () raises ACSErr::ACSEException)

Turn compressor on.

10.1.3 Member Data Documentation

const string apexCompressor::Compressor::returnJTPressure_DESCRIPTION = "Helium Return JT-Pressure"

Helium return JT pressure

const string apexCompressor::Compressor::returnPressure_DESCRIPTION = "Helium Return Pressure"

Helium return pressure

const string apexCompressor::Compressor::state_DESCRIPTION = "State"

Actual State of the compressor

const string apexCompressor::Compressor::supplyJTPressure_DESCRIPTION = "Helium Supply JT-Pressure"

Helium supply JT pressure

const string apexCompressor::Compressor::supplyPressure_DESCRIPTION = "Helium Supply Pressure"

Helium supply pressure

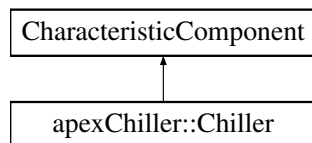
The documentation for this interface was generated from the following file:

- apexCompressor.idl

10.2 apexChiller::Chiller Interface Reference

```
import "apexChiller.idl";
```

Inheritance diagram for apexChiller::Chiller:



Public Member Functions

- long `on ()` raises (ACSErr::ACSEException)
- long `off ()` raises (ACSErr::ACSEException)

Public Attributes

- const string `state_DESCRIPTION` = "State"
- const string `state_UNITS` = ""
- const string `state_ALARMON` = "4"
- const string `state_SAMPLEINTERVAL` = "60"
- readonly attribute ROstatus `state`
- const string `supplyTemp_DESCRIPTION` = "Water Supply Temperature"
- const string `supplyTemp_UNITS` = "degC"
- const string `supplyTemp_SAMPLEINTERVAL` = "60"
- readonly attribute ACS::ROdouble `supplyTemp`
- const string `returnTemp_DESCRIPTION` = "Water Return Temperature"
- const string `returnTemp_UNITS` = "degC"
- const string `returnTemp_SAMPLEINTERVAL` = "60"
- readonly attribute ACS::ROdouble `returnTemp`
- const string `waterFlow_DESCRIPTION` = "Water Flow Velocity"
- const string `waterFlow_UNITS` = "l/min"
- const string `waterFlow_SAMPLEINTERVAL` = "60"
- readonly attribute ACS::ROdouble `waterFlow`
- const string `waterPressure_DESCRIPTION` = "Water Pressure"
- const string `waterPressure_UNITS` = "bar"
- const string `waterPressure_SAMPLEINTERVAL` = "60"
- readonly attribute ACS::ROdouble `waterPressure`
- const string `waterLevel_DESCRIPTION` = "Water Level"
- const string `waterLevel_UNITS` = "percent"
- const string `waterLevel_SAMPLEINTERVAL` = "60"
- readonly attribute ACS::ROdouble `waterLevel`

10.2.1 Detailed Description

APEX [Chiller](#) Interface

10.2.2 Member Function Documentation

long apexChiller::Chiller::off () raises ACSErr::ACSEException)

Turn off any parts of the instrument for which power is under software control.

long apexChiller::Chiller::on () raises ACSErr::ACSEException)

Turn on any parts of the instrument for which power is under software control.

10.2.3 Member Data Documentation

const string apexChiller::Chiller::returnTemp_DESCRIPTION = "Water Return Temperature"

Water return temperature

const string apexChiller::Chiller::state_DESCRIPTION = "State"

State of the chiller system

const string apexChiller::Chiller::supplyTemp_DESCRIPTION = "Water Supply Temperature"

Water supply temperature

const string apexChiller::Chiller::waterFlow_DESCRIPTION = "Water Flow Velocity"

Water flow velocity

const string apexChiller::Chiller::waterLevel_DESCRIPTION = "Water Level"

Water level

const string apexChiller::Chiller::waterPressure_DESCRIPTION = "Water Pressure"

Water pressure

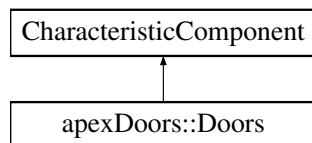
The documentation for this interface was generated from the following file:

- apexChiller.idl

10.3 apexDoors::Doors Interface Reference

```
import "apexDoors.idl";
```

Inheritance diagram for apexDoors::Doors:



Public Attributes

- const string [cabinADoor_DESCRIPTION](#) = "Cabin A Door"
- const string [cabinADoor_UNITS](#) = ""
- const string [cabinADoor_ALARMON](#) = "1"
- const string [cabinADoor_SAMPLEINTERVAL](#) = "180"
- readonly attribute ROdoorStatus [cabinADoor](#)
- const string [cabinBDoor_DESCRIPTION](#) = "Cabin B Door"
- const string [cabinBDoor_UNITS](#) = ""
- const string [cabinBDoor_ALARMON](#) = "1"
- const string [cabinBDoor_SAMPLEINTERVAL](#) = "180"
- readonly attribute ROdoorStatus [cabinBDoor](#)
- const string [cabinCDoor_DESCRIPTION](#) = "Cabin C Door"
- const string [cabinCDoor_UNITS](#) = ""
- const string [cabinCDoor_ALARMON](#) = "1"
- const string [cabinCDoor_SAMPLEINTERVAL](#) = "180"
- readonly attribute ROdoorStatus [cabinCDoor](#)
- const string [containerFrontDoor_DESCRIPTION](#) = "Container Front Door"
- const string [containerFrontDoor_UNITS](#) = ""
- const string [containerFrontDoor_SAMPLEINTERVAL](#) = "180"
- readonly attribute ROdoorStatus [containerFrontDoor](#)
- const string [containerRearDoor_DESCRIPTION](#) = "Container Rear Door"
- const string [containerRearDoor_UNITS](#) = ""
- const string [containerRearDoor_SAMPLEINTERVAL](#) = "180"
- readonly attribute ROdoorStatus [containerRearDoor](#)
- const string [containerRightDoor_DESCRIPTION](#) = "Main Container Door"
- const string [containerRightDoor_UNITS](#) = ""
- const string [containerRightDoor_SAMPLEINTERVAL](#) = "180"
- readonly attribute ROdoorStatus [containerRightDoor](#)
- const string [rightPlatformDoor_DESCRIPTION](#) = "Right Platform Door"
- const string [rightPlatformDoor_UNITS](#) = ""
- const string [rightPlatformDoor_SAMPLEINTERVAL](#) = "180"
- readonly attribute ROdoorStatus [rightPlatformDoor](#)
- const string [leftPlatformDoor_DESCRIPTION](#) = "Left Platform Door"
- const string [leftPlatformDoor_UNITS](#) = ""
- const string [leftPlatformDoor_SAMPLEINTERVAL](#) = "180"
- readonly attribute ROdoorStatus [leftPlatformDoor](#)
- const string [groundDoor_DESCRIPTION](#) = "Pedestal Door"
- const string [groundDoor_UNITS](#) = ""
- const string [groundDoor_ALARMON](#) = "1"
- const string [groundDoor_SAMPLEINTERVAL](#) = "180"
- readonly attribute ROdoorStatus [groundDoor](#)

10.3.1 Detailed Description

APEX [Doors](#) State Interface

10.3.2 Member Data Documentation

const string apexDoors::Doors::cabinADoor_DESCRIPTION = "Cabin A Door"

Cabin A door status

const string apexDoors::Doors::cabinBDoor_DESCRIPTION = "Cabin B Door"

Cabin B door status

const string apexDoors::Doors::cabinCDoor_DESCRIPTION = "Cabin C Door"

Cabin C door status

const string apexDoors::Doors::containerFrontDoor_DESCRIPTION = "Container Front Door"

Container front door status

const string apexDoors::Doors::containerRearDoor_DESCRIPTION = "Container Rear Door"

Container rear door status

const string apexDoors::Doors::containerRightDoor_DESCRIPTION = "Main Container Door"

Container right door status

const string apexDoors::Doors::groundDoor_DESCRIPTION = "Pedestal Door"

Ground door status

const string apexDoors::Doors::leftPlatformDoor_DESCRIPTION = "Left Platform Door"

Left platform door status

const string apexDoors::Doors::rightPlatformDoor_DESCRIPTION = "Right Platform Door"

Right platform door status

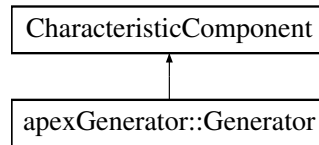
The documentation for this interface was generated from the following file:

- apexDoors.idl

10.4 apexGenerator::Generator Interface Reference

```
import "apexGenerator.idl";
```

Inheritance diagram for apexGenerator::Generator:



Public Member Functions

- void [on](#) (in ACS::CBvoid cb, in ACS::CBDescIn desc)
- void [off](#) (in ACS::CBvoid cb, in ACS::CBDescIn desc)
- long [reset](#) () raises (ACSErr::ACSEException)

Public Attributes

- const string [state.DESCRPTION](#) = "State"
- const string [state.UNITS](#) = ""
- const string [state.ALARMON](#) = "4"
- const string [state.SAMPLEINTERVAL](#) = "60"
- readonly attribute ROstatus [state](#)

10.4.1 Detailed Description

APEX Main [Generator](#) Interface

10.4.2 Member Function Documentation

void apexGenerator::Generator::off (in ACS::CBvoid cb, in ACS::CBDescIn desc)

Turn off any parts of the instrument for which power is under software control.

Parameters

<i>cb</i>	callback when completed
<i>desc</i>	description

void apexGenerator::Generator::on (in ACS::CBvoid cb, in ACS::CBDescIn desc)

Turn on any parts of the instrument for which power is under software control, and initialise by setting defaults.

Parameters

<i>cb</i>	callback when completed
<i>desc</i>	description

long apexGenerator::Generator::reset () raises ACSErr::ACSEException)

Set up the continuum backend according to the high-level properties that are currently defined. The embedded system must keep track of those values.

Parameters

<i>cb</i>	callback when completed
<i>desc</i>	description Hardware reset (restart system) and set defaults.

10.4.3 Member Data Documentation

const string apexGenerator::Generator::state_DESCRIPTION = "State"

Actual State of the IF

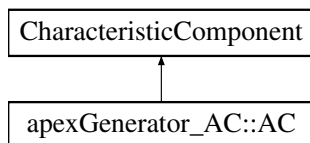
The documentation for this interface was generated from the following file:

- apexGenerator.idl

10.5 apexGenerator_AC::AC Interface Reference

```
import "apexGenerator_AC.idl";
```

Inheritance diagram for apexGenerator_AC::AC:



Public Attributes

- const string **freq_DESCRIPTION** = "Frequency"
- const string **freq_UNITS** = "Hz"
- const string **freq_SAMPLEINTERVAL** = "60"
- readonly attribute ACS::ROlong **freq**
- const string **pf_DESCRIPTION** = "Power Factor"
- const string **pf_UNITS** = "PF"
- const string **pf_SAMPLEINTERVAL** = "60"
- readonly attribute ACS::ROlong **pf**
- const string **kva_DESCRIPTION** = "Apparent Power"
- const string **kva_UNITS** = "KVA"
- const string **kva_SAMPLEINTERVAL** = "60"
- readonly attribute ACS::ROlong **kva**
- const string **kw_DESCRIPTION** = "Real Power"
- const string **kw_UNITS** = "KW"
- const string **kw_SAMPLEINTERVAL** = "60"
- readonly attribute ACS::ROlong **kw**
- const string **kvar_DESCRIPTION** = "Reactive Power"
- const string **kvar_UNITS** = "KVAR"
- const string **kvar_SAMPLEINTERVAL** = "60"
- readonly attribute ACS::ROlong **kvar**
- const string **voltageAB_DESCRIPTION** = "AB line to line voltage"
- const string **voltageAB_UNITS** = "V"
- const string **voltageAB_SAMPLEINTERVAL** = "60"
- readonly attribute ACS::ROlong **voltageAB**
- const string **voltageBC_DESCRIPTION** = "BC line to line voltage"
- const string **voltageBC_UNITS** = "V"
- const string **voltageBC_SAMPLEINTERVAL** = "60"
- readonly attribute ACS::ROlong **voltageBC**
- const string **voltageCA_DESCRIPTION** = "CA line to line voltage"
- const string **voltageCA_UNITS** = "V"
- const string **voltageCA_SAMPLEINTERVAL** = "60"
- readonly attribute ACS::ROlong **voltageCA**
- const string **voltageA_DESCRIPTION** = "phase A line voltage"
- const string **voltageA_UNITS** = "V"
- const string **voltageA_SAMPLEINTERVAL** = "60"
- readonly attribute ACS::ROlong **voltageA**
- const string **voltageB_DESCRIPTION** = "phase B line voltage"
- const string **voltageB_UNITS** = "V"
- const string **voltageB_SAMPLEINTERVAL** = "60"
- readonly attribute ACS::ROlong **voltageB**

- const string **voltageC_DESCRIPTION** = "phase C line voltage"
- const string **voltageC_UNITS** = "V"
- const string **voltageC_SAMPLEINTERVAL** = "60"
- readonly attribute ACS::ROlong **voltageC**
- const string **currentA_DESCRIPTION** = "phase A line current"
- const string **currentA_UNITS** = "A"
- const string **currentA_SAMPLEINTERVAL** = "60"
- readonly attribute ACS::ROlong **currentA**
- const string **currentB_DESCRIPTION** = "phase B line current"
- const string **currentB_UNITS** = "A"
- const string **currentB_SAMPLEINTERVAL** = "60"
- readonly attribute ACS::ROlong **currentB**
- const string **currentC_DESCRIPTION** = "phase C line current"
- const string **currentC_UNITS** = "A"
- const string **currentC_SAMPLEINTERVAL** = "60"
- readonly attribute ACS::ROlong **currentC**
- const string **percentCurrentA_DESCRIPTION** = "phase A line percent current"
- const string **percentCurrentA_UNITS** = "%"
- const string **percentCurrentA_SAMPLEINTERVAL** = "60"
- readonly attribute ACS::ROlong **percentCurrentA**
- const string **percentCurrentB_DESCRIPTION** = "phase B line percent current"
- const string **percentCurrentB_UNITS** = "%"
- const string **percentCurrentB_SAMPLEINTERVAL** = "60"
- readonly attribute ACS::ROlong **percentCurrentB**
- const string **percentCurrentC_DESCRIPTION** = "phase C line percent current"
- const string **percentCurrentC_UNITS** = "%"
- const string **percentCurrentC_SAMPLEINTERVAL** = "60"
- readonly attribute ACS::ROlong **percentCurrentC**

10.5.1 Detailed Description

APEX Main Generators [AC](#) Data Interface

10.5.2 Member Data Documentation

const string apexGenerator_AC::AC::currentA_DESCRIPTION = "phase A line current"

phase-A current

const string apexGenerator_AC::AC::currentB_DESCRIPTION = "phase B line current"

phase-B current

const string apexGenerator_AC::AC::currentC_DESCRIPTION = "phase C line current"

phase-C current

const string apexGenerator_AC::AC::freq_DESCRIPTION = "Frequency"

Frequency

const string apexGenerator_AC::AC::kva_DESCRIPTION = "Apparent Power"

Apparent Power

const string apexGenerator_AC::AC::kvar_DESCRIPTION = "Reactive Power"

Reactive Power

const string apexGenerator_AC::AC::kw_DESCRIPTION = "Real Power"

Real Power

const string apexGenerator_AC::AC::percentCurrentA_DESCRIPTION = "phase A line percent current"

phase-A percent current

const string apexGenerator_AC::AC::percentCurrentB_DESCRIPTION = "phase B line percent current"

phase-B percent current

const string apexGenerator_AC::AC::percentCurrentC_DESCRIPTION = "phase C line percent current"

phase-C percent current

const string apexGenerator_AC::AC::pf_DESCRIPTION = "Power Factor"

Power factor

const string apexGenerator_AC::AC::voltageA_DESCRIPTION = "phase A line voltage"

phase-A line voltage

const string apexGenerator_AC::AC::voltageAB_DESCRIPTION = "AB line to line voltage"

AB line to line voltage

const string apexGenerator_AC::AC::voltageB_DESCRIPTION = "phase B line voltage"

phase-B line voltage

const string apexGenerator_AC::AC::voltageBC_DESCRIPTION = "BC line to line voltage"

BC line to line voltage

const string apexGenerator_AC::AC::voltageC_DESCRIPTION = "phase C line voltage"

phase-C line voltage

const string apexGenerator_AC::AC::voltageCA_DESCRIPTION = "CA line to line voltage"

CA line to line voltage

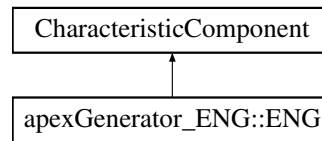
The documentation for this interface was generated from the following file:

- apexGenerator_AC.idl

10.6 apexGenerator_ENG::ENG Interface Reference

```
import "apexGenerator_ENG.idl";
```

Inheritance diagram for apexGenerator_ENG::ENG:



Public Attributes

- const string **batteryVoltage_DESCRIPTION** = "Battery Voltage"
- const string **batteryVoltage_UNITS** = "V"
- const string **batteryVoltage_SAMPLEINTERVAL** = "60"
- readonly attribute ACS::ROlong **batteryVoltage**
- const string **oilPressure_DESCRIPTION** = "Oil Pressure"
- const string **oilPressure_UNITS** = "KPA"
- const string **oilPressure_SAMPLEINTERVAL** = "60"
- readonly attribute ACS::ROlong **oilPressure**
- const string **oilTemp_DESCRIPTION** = "Oil Temperature"
- const string **oilTemp_UNITS** = "K"
- const string **oilTemp_SAMPLEINTERVAL** = "60"
- readonly attribute ACS::ROlong **oilTemp**
- const string **coolantTemp_DESCRIPTION** = "Coolant Temperature"
- const string **coolantTemp_UNITS** = "K"
- const string **coolantTemp_SAMPLEINTERVAL** = "60"
- readonly attribute ACS::ROlong **coolantTemp**
- const string **miscTemp1_DESCRIPTION** = "Misc Temperature 1"
- const string **miscTemp1_UNITS** = "K"
- const string **miscTemp1_SAMPLEINTERVAL** = "60"
- readonly attribute ACS::ROlong **miscTemp1**
- const string **miscTemp2_DESCRIPTION** = "Misc Temperature 2"
- const string **miscTemp2_UNITS** = "K"
- const string **miscTemp2_SAMPLEINTERVAL** = "60"
- readonly attribute ACS::ROlong **miscTemp2**
- const string **fuelRate_DESCRIPTION** = "Fuel Rate"
- const string **fuelRate_UNITS** = "GPH"
- const string **fuelRate_SAMPLEINTERVAL** = "60"
- readonly attribute ACS::ROlong **fuelRate**
- const string **engineRPM_DESCRIPTION** = "Engine RPM"
- const string **engineRPM_UNITS** = "RPM"
- const string **engineRPM_SAMPLEINTERVAL** = "60"
- readonly attribute ACS::ROlong **engineRPM**
- const string **engineStarts_DESCRIPTION** = "Engine starts"
- const string **engineStarts_UNITS** = "RPM"
- const string **engineStarts_SAMPLEINTERVAL** = "60"
- readonly attribute ACS::ROlong **engineStarts**
- const string **engineRunTime_DESCRIPTION** = "Engine runtime"
- const string **engineRunTime_UNITS** = "S"
- const string **engineRunTime_SAMPLEINTERVAL** = "60"
- readonly attribute ACS::ROlong **engineRunTime**

- const string `totalKWH_DESCRIPTION` = "Total KWH"
- const string `totalKWH_UNITS` = "KWH"
- const string `totalKWH_SAMPLEINTERVAL` = "60"
- readonly attribute ACS::ROlong `totalKWH`

10.6.1 Detailed Description

APEX Main Generators AC Data Interface

10.6.2 Member Data Documentation

const string apexGenerator_ENG::ENG::batteryVoltage_DESCRIPTION = "Battery Voltage"

Battery Voltage

const string apexGenerator_ENG::ENG::coolantTemp_DESCRIPTION = "Coolant Temperature"

Coolant Temperature

const string apexGenerator_ENG::ENG::engineRPM_DESCRIPTION = "Engine RPM"

Engine RPM

const string apexGenerator_ENG::ENG::engineRunTime_DESCRIPTION = "Engine runtime"

Engine RunTime

const string apexGenerator_ENG::ENG::engineStarts_DESCRIPTION = "Engine starts"

Engine starts

const string apexGenerator_ENG::ENG::fuelRate_DESCRIPTION = "Fuel Rate"

Fuel Rate

const string apexGenerator_ENG::ENG::miscTemp1_DESCRIPTION = "Misc Temperature 1"

Misc Temperature 1

const string apexGenerator_ENG::ENG::miscTemp2_DESCRIPTION = "Misc Temperature 2"

Misc Temperature 2

const string apexGenerator_ENG::ENG::oilPressure_DESCRIPTION = "Oil Pressure"

Oil Pressure

const string apexGenerator_ENG::ENG::oilTemp_DESCRIPTION = "Oil Temperature"

Oil Temperature

const string apexGenerator_ENG::ENG::totalKWH_DESCRIPTION = "Total KWH"

Total KWH

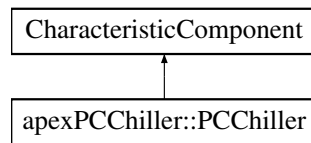
The documentation for this interface was generated from the following file:

- apexGenerator_ENG.idl

10.7 apexPCChiller::PCChiller Interface Reference

```
import "apexPCChiller.idl";
```

Inheritance diagram for apexPCChiller::PCChiller:



Public Attributes

- const string `state_DESCRIPTION` = "State"
- const string `state_UNITS` = ""
- const string `state_ALARMON` = "4"
- const string `state_SAMPLEINTERVAL` = "60"
- readonly attribute ROstatus `state`
- const string `waterLevel_DESCRIPTION` = "Water Level"
- const string `waterLevel_UNITS` = "percent"
- const string `waterLevel_SAMPLEINTERVAL` = "60"
- readonly attribute ACS::ROdouble `waterLevel`

10.7.1 Detailed Description

APEX PC Chiller Interface

10.7.2 Member Data Documentation

```
const string apexPCChiller::PCChiller::state_DESCRIPTION = "State"
```

State of the chiller system

```
const string apexPCChiller::PCChiller::waterLevel_DESCRIPTION = "Water Level"
```

Water level

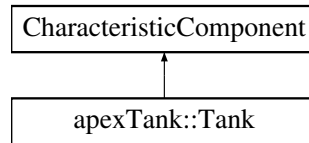
The documentation for this interface was generated from the following file:

- apexPCChiller.idl

10.8 apexTank::Tank Interface Reference

```
import "apexTank.idl";
```

Inheritance diagram for apexTank::Tank:



Public Attributes

- const string `waterLevel_DESCRIPTION` = "Water Level"
- const string `waterLevel_UNITS` = "percent"
- const string `waterLevel_SAMPLEINTERVAL` = "60"
- readonly attribute ACS::ROdouble `waterLevel`
- const string `pumpState_DESCRIPTION` = "Pump State"
- const string `pumpState_UNITS` = ""
- const string `pumpState_SAMPLEINTERVAL` = "60"
- readonly attribute ROlogical `pumpState`

10.8.1 Detailed Description

APEX Water [Tank](#) Interface

10.8.2 Member Data Documentation

```
const string apexTank::Tank::pumpState_DESCRIPTION = "Pump State"
```

Pump state

```
const string apexTank::Tank::waterLevel_DESCRIPTION = "Water Level"
```

Water level

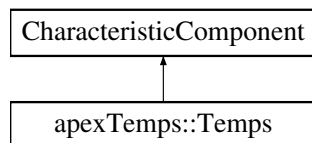
The documentation for this interface was generated from the following file:

- apexTank.idl

10.9 apexTemps::Temps Interface Reference

```
import "apexTemps.idl";
```

Inheritance diagram for apexTemps::Temps:



Public Attributes

- const string [rack1_DESCRIPTION](#) = "Rack 1 Temperature"
- const string [rack1_UNITS](#) = "degC"
- const string [rack1_SAMPLEINTERVAL](#) = "60"
- const string [rack1_ALARMINTERVAL](#) = "60"
- const string [rack1_ALARMLOWON](#) = "15.0"
- const string [rack1_ALARMLOWOFF](#) = "16.0"
- const string [rack1_ALARMHIGHON](#) = "21.0"
- const string [rack1_ALARMHIGHOFF](#) = "20.0"
- readonly attribute ACS::ROdouble [rack1](#)
- const string [rack2_DESCRIPTION](#) = "Rack 2 Temperature"
- const string [rack2_UNITS](#) = "degC"
- const string [rack2_SAMPLEINTERVAL](#) = "60"
- const string [rack2_ALARMINTERVAL](#) = "60"
- const string [rack2_ALARMLOWON](#) = "15.0"
- const string [rack2_ALARMLOWOFF](#) = "16.0"
- const string [rack2_ALARMHIGHON](#) = "21.0"
- const string [rack2_ALARMHIGHOFF](#) = "20.0"
- readonly attribute ACS::ROdouble [rack2](#)
- const string [rack3_DESCRIPTION](#) = "Rack 3 Temperature"
- const string [rack3_UNITS](#) = "degC"
- const string [rack3_SAMPLEINTERVAL](#) = "60"
- const string [rack3_ALARMINTERVAL](#) = "60"
- const string [rack3_ALARMLOWON](#) = "15.0"
- const string [rack3_ALARMLOWOFF](#) = "16.0"
- const string [rack3_ALARMHIGHON](#) = "21.0"
- const string [rack3_ALARMHIGHOFF](#) = "20.0"
- readonly attribute ACS::ROdouble [rack3](#)
- const string [rack4_DESCRIPTION](#) = "Rack 4 Temperature"
- const string [rack4_UNITS](#) = "degC"
- const string [rack4_SAMPLEINTERVAL](#) = "60"
- const string [rack4_ALARMLOWON](#) = "15.0"
- const string [rack4_ALARMLOWOFF](#) = "16.0"
- const string [rack4_ALARMHIGHON](#) = "21.0"
- const string [rack4_ALARMHIGHOFF](#) = "20.0"
- readonly attribute ACS::ROdouble [rack4](#)
- const string [rack5_DESCRIPTION](#) = "Rack 5 Temperature"
- const string [rack5_UNITS](#) = "degC"
- const string [rack5_SAMPLEINTERVAL](#) = "60"
- const string [rack5_ALARMLOWON](#) = "15.0"
- const string [rack5_ALARMLOWOFF](#) = "16.0"

- const string **rack5_ALARMHIGHON** = "21.0"
- const string **rack5_ALARMHIGHOFF** = "20.0"
- readonly attribute ACS::ROdouble **rack5**
- const string **rack6_DESCRIPTION** = "Rack 6 Temperature"
- const string **rack6_UNITS** = "degC"
- const string **rack6_SAMPLEINTERVAL** = "60"
- const string **rack6_ALARMLOWON** = "15.0"
- const string **rack6_ALARMLOWOFF** = "16.0"
- const string **rack6_ALARMHIGHON** = "21.0"
- const string **rack6_ALARMHIGHOFF** = "20.0"
- readonly attribute ACS::ROdouble **rack6**
- const string **macsRack1_DESCRIPTION** = "MACS Rack 1 Temperature"
- const string **macsRack1_UNITS** = "degC"
- const string **macsRack1_SAMPLEINTERVAL** = "60"
- const string **macsRack1_ALARMLOWON** = "15.0"
- const string **macsRack1_ALARMLOWOFF** = "16.0"
- const string **macsRack1_ALARMHIGHON** = "21.0"
- const string **macsRack1_ALARMHIGHOFF** = "20.0"
- readonly attribute ACS::ROdouble **macsRack1**
- const string **macsRack2_DESCRIPTION** = "MACS Rack 2 Temperature"
- const string **macsRack2_UNITS** = "degC"
- const string **macsRack2_SAMPLEINTERVAL** = "60"
- const string **macsRack2_ALARMLOWON** = "15.0"
- const string **macsRack2_ALARMLOWOFF** = "16.0"
- const string **macsRack2_ALARMHIGHON** = "21.0"
- const string **macsRack2_ALARMHIGHOFF** = "20.0"
- readonly attribute ACS::ROdouble **macsRack2**
- const string **macsRack3_DESCRIPTION** = "MACS Rack 3 Temperature"
- const string **macsRack3_UNITS** = "degC"
- const string **macsRack3_SAMPLEINTERVAL** = "60"
- const string **macsRack3_ALARMLOWON** = "15.0"
- const string **macsRack3_ALARMLOWOFF** = "16.0"
- const string **macsRack3_ALARMHIGHON** = "21.0"
- const string **macsRack3_ALARMHIGHOFF** = "20.0"
- readonly attribute ACS::ROdouble **macsRack3**
- const string **cabinARack1_DESCRIPTION** = "Cabin A Rack 1 Temperature"
- const string **cabinARack1_UNITS** = "degC"
- const string **cabinARack1_SAMPLEINTERVAL** = "60"
- const string **cabinARack1_ALARMINTERVAL** = "60"
- const string **cabinARack1_ALARMLOWON** = "11.0"
- const string **cabinARack1_ALARMLOWOFF** = "12.0"
- const string **cabinARack1_ALARMHIGHON** = "15.0"
- const string **cabinARack1_ALARMHIGHOFF** = "14.0"
- readonly attribute ACS::ROdouble **cabinARack1**
- const string **cabinARack2_DESCRIPTION** = "Cabin A Rack 2 Temperature"
- const string **cabinARack2_UNITS** = "degC"
- const string **cabinARack2_SAMPLEINTERVAL** = "60"
- const string **cabinARack2_ALARMLOWON** = "11.0"
- const string **cabinARack2_ALARMLOWOFF** = "12.0"
- const string **cabinARack2_ALARMHIGHON** = "15.0"
- const string **cabinARack2_ALARMHIGHOFF** = "14.0"
- readonly attribute ACS::ROdouble **cabinARack2**

- const string **cabinA3_DESCRIPTION** = "Cabin A Temperature Sensor 3"
- const string **cabinA3_UNITS** = "degC"
- const string **cabinA3_SAMPLEINTERVAL** = "60"
- const string **cabinA3_ALARMINTERVAL** = "60"
- const string **cabinA3_ALARMLOWON** = "11.0"
- const string **cabinA3_ALARMLOWOFF** = "12.0"
- const string **cabinA3_ALARMHIGHON** = "15.0"
- const string **cabinA3_ALARMHIGHOFF** = "14.0"
- readonly attribute ACS::ROdouble **cabinA3**
- const string **cabinA4_DESCRIPTION** = "Cabin A Temperature Sensor 4"
- const string **cabinA4_UNITS** = "degC"
- const string **cabinA4_SAMPLEINTERVAL** = "60"
- const string **cabinA4_ALARMLOWON** = "11.0"
- const string **cabinA4_ALARMLOWOFF** = "12.0"
- const string **cabinA4_ALARMHIGHON** = "15.0"
- const string **cabinA4_ALARMHIGHOFF** = "14.0"
- readonly attribute ACS::ROdouble **cabinA4**
- const string **cabinA5_DESCRIPTION** = "Cabin A Temperature Sensor 5"
- const string **cabinA5_UNITS** = "degC"
- const string **cabinA5_SAMPLEINTERVAL** = "60"
- const string **cabinA5_ALARMLOWON** = "11.0"
- const string **cabinA5_ALARMLOWOFF** = "12.0"
- const string **cabinA5_ALARMHIGHON** = "15.0"
- const string **cabinA5_ALARMHIGHOFF** = "14.0"
- readonly attribute ACS::ROdouble **cabinA5**
- const string **cabinA6_DESCRIPTION** = "Cabin A Temperature Sensor 6"
- const string **cabinA6_UNITS** = "degC"
- const string **cabinA6_SAMPLEINTERVAL** = "60"
- const string **cabinA6_ALARMLOWON** = "11.0"
- const string **cabinA6_ALARMLOWOFF** = "12.0"
- const string **cabinA6_ALARMHIGHON** = "15.0"
- const string **cabinA6_ALARMHIGHOFF** = "14.0"
- readonly attribute ACS::ROdouble **cabinA6**
- const string **cabinBIFRack_DESCRIPTION** = "Cabin B IF Rack Temperature"
- const string **cabinBIFRack_UNITS** = "degC"
- const string **cabinBIFRack_SAMPLEINTERVAL** = "60"
- const string **cabinBIFRack_ALARMLOWON** = "11.0"
- const string **cabinBIFRack_ALARMLOWOFF** = "12.0"
- const string **cabinBIFRack_ALARMHIGHON** = "15.0"
- const string **cabinBIFRack_ALARMHIGHOFF** = "14.0"
- readonly attribute ACS::ROdouble **cabinBIFRack**
- const string **cabinB2_DESCRIPTION** = "Cabin B Temperature Sensor 2"
- const string **cabinB2_UNITS** = "degC"
- const string **cabinB2_SAMPLEINTERVAL** = "60"
- const string **cabinB2_ALARMINTERVAL** = "60"
- const string **cabinB2_ALARMLOWON** = "11.0"
- const string **cabinB2_ALARMLOWOFF** = "12.0"
- const string **cabinB2_ALARMHIGHON** = "15.0"
- const string **cabinB2_ALARMHIGHOFF** = "14.0"
- readonly attribute ACS::ROdouble **cabinB2**
- const string **cabinB3_DESCRIPTION** = "Cabin B Temperature Sensor 3"
- const string **cabinB3_UNITS** = "degC"

- const string **cabinB3_SAMPLEINTERVAL** = "60"
- const string **cabinB3_ALARMLOWON** = "11.0"
- const string **cabinB3_ALARMLOWOFF** = "12.0"
- const string **cabinB3_ALARMHIGHON** = "15.0"
- const string **cabinB3_ALARMHIGHOFF** = "14.0"
- readonly attribute ACS::ROdouble **cabinB3**
- const string **cabinB4_DESCRIPTION** = "Cabin B Temperature Sensor 4"
- const string **cabinB4_UNITS** = "degC"
- const string **cabinB4_SAMPLEINTERVAL** = "60"
- const string **cabinB4_ALARMLOWON** = "11.0"
- const string **cabinB4_ALARMLOWOFF** = "12.0"
- const string **cabinB4_ALARMHIGHON** = "15.0"
- const string **cabinB4_ALARMHIGHOFF** = "14.0"
- readonly attribute ACS::ROdouble **cabinB4**
- const string **cabinB5_DESCRIPTION** = "Cabin B Temperature Sensor 5"
- const string **cabinB5_UNITS** = "degC"
- const string **cabinB5_SAMPLEINTERVAL** = "60"
- const string **cabinB5_ALARMLOWON** = "11.0"
- const string **cabinB5_ALARMLOWOFF** = "12.0"
- const string **cabinB5_ALARMHIGHON** = "15.0"
- const string **cabinB5_ALARMHIGHOFF** = "14.0"
- readonly attribute ACS::ROdouble **cabinB5**
- const string **cabinB6_DESCRIPTION** = "Cabin B Temperature Sensor 6"
- const string **cabinB6_UNITS** = "degC"
- const string **cabinB6_SAMPLEINTERVAL** = "60"
- const string **cabinB6_ALARMLOWON** = "11.0"
- const string **cabinB6_ALARMLOWOFF** = "12.0"
- const string **cabinB6_ALARMHIGHON** = "15.0"
- const string **cabinB6_ALARMHIGHOFF** = "14.0"
- readonly attribute ACS::ROdouble **cabinB6**
- const string **cabinC1_DESCRIPTION** = "Cabin C Temperature Sensor 1"
- const string **cabinC1_UNITS** = "degC"
- const string **cabinC1_SAMPLEINTERVAL** = "60"
- const string **cabinC1_ALARMINTERVAL** = "60"
- const string **cabinC1_ALARMLOWON** = "8.0"
- const string **cabinC1_ALARMLOWOFF** = "9.0"
- const string **cabinC1_ALARMHIGHON** = "12.0"
- const string **cabinC1_ALARMHIGHOFF** = "11.0"
- readonly attribute ACS::ROdouble **cabinC1**
- const string **cabinC2_DESCRIPTION** = "Cabin C Temperature Sensor 2"
- const string **cabinC2_UNITS** = "degC"
- const string **cabinC2_SAMPLEINTERVAL** = "60"
- const string **cabinC2_ALARMINTERVAL** = "60"
- const string **cabinC2_ALARMLOWON** = "8.0"
- const string **cabinC2_ALARMLOWOFF** = "9.0"
- const string **cabinC2_ALARMHIGHON** = "12.0"
- const string **cabinC2_ALARMHIGHOFF** = "11.0"
- readonly attribute ACS::ROdouble **cabinC2**
- const string **cabinC3_DESCRIPTION** = "Cabin C Temperature Sensor 3"
- const string **cabinC3_UNITS** = "degC"
- const string **cabinC3_SAMPLEINTERVAL** = "60"
- const string **cabinC3_ALARMINTERVAL** = "60"

- const string **cabinC3_ALARMLOWON** = "8.0"
- const string **cabinC3_ALARMLOWOFF** = "9.0"
- const string **cabinC3_ALARMHIGHON** = "12.0"
- const string **cabinC3_ALARMHIGHOFF** = "11.0"
- readonly attribute ACS::ROdouble **cabinC3**
- const string **cabinC4_DESCRIPTION** = "Cabin C Temperature Sensor 4"
- const string **cabinC4_UNITS** = "degC"
- const string **cabinC4_SAMPLEINTERVAL** = "60"
- const string **cabinC4_ALARMINTERVAL** = "60"
- const string **cabinC4_ALARMLOWON** = "8.0"
- const string **cabinC4_ALARMLOWOFF** = "9.0"
- const string **cabinC4_ALARMHIGHON** = "12.0"
- const string **cabinC4_ALARMHIGHOFF** = "11.0"
- readonly attribute ACS::ROdouble **cabinC4**
- const string **cabinC5_DESCRIPTION** = "Cabin C Temperature Sensor 5"
- const string **cabinC5_UNITS** = "degC"
- const string **cabinC5_SAMPLEINTERVAL** = "60"
- const string **cabinC5_ALARMINTERVAL** = "60"
- const string **cabinC5_ALARMLOWON** = "8.0"
- const string **cabinC5_ALARMLOWOFF** = "9.0"
- const string **cabinC5_ALARMHIGHON** = "12.0"
- const string **cabinC5_ALARMHIGHOFF** = "11.0"
- readonly attribute ACS::ROdouble **cabinC5**
- const string **cabinC6_DESCRIPTION** = "Cabin C Temperature Sensor 6"
- const string **cabinC6_UNITS** = "degC"
- const string **cabinC6_SAMPLEINTERVAL** = "60"
- const string **cabinC6_ALARMINTERVAL** = "60"
- const string **cabinC6_ALARMLOWON** = "8.0"
- const string **cabinC6_ALARMLOWOFF** = "9.0"
- const string **cabinC6_ALARMHIGHON** = "12.0"
- const string **cabinC6_ALARMHIGHOFF** = "11.0"
- readonly attribute ACS::ROdouble **cabinC6**
- const string **container_DESCRIPTION** = "Container Temperature"
- const string **container_UNITS** = "degC"
- const string **container_SAMPLEINTERVAL** = "60"
- const string **container_ALARMINTERVAL** = "60"
- const string **container_ALARMLOWON** = "5.0"
- const string **container_ALARMLOWOFF** = "7.0"
- const string **container_ALARMHIGHON** = "25.0"
- const string **container_ALARMHIGHOFF** = "23.0"
- readonly attribute ACS::ROdouble **container**
- const string **platform_DESCRIPTION** = "Platform Temperature"
- const string **platform_UNITS** = "degC"
- const string **platform_SAMPLEINTERVAL** = "60"
- const string **platform_ALARMINTERVAL** = "60"
- const string **platform_ALARMLOWON** = "0.0"
- const string **platform_ALARMLOWOFF** = "2.0"
- const string **platform_ALARMHIGHON** = "30.0"
- const string **platform_ALARMHIGHOFF** = "28.0"
- readonly attribute ACS::ROdouble **platform**

10.9.1 Detailed Description

APEX Cabin and Rack Temperature Interface

10.9.2 Member Data Documentation

const string apexTemps::Temps::cabinA3_DESCRIPTION = "Cabin A Temperature Sensor 3"

Cabin A temperature sensor 3

const string apexTemps::Temps::cabinA4_DESCRIPTION = "Cabin A Temperature Sensor 4"

Cabin A temperature sensor 4

const string apexTemps::Temps::cabinA5_DESCRIPTION = "Cabin A Temperature Sensor 5"

Cabin A temperature sensor 5

const string apexTemps::Temps::cabinA6_DESCRIPTION = "Cabin A Temperature Sensor 6"

Cabin A temperature sensor 6

const string apexTemps::Temps::cabinARack1_DESCRIPTION = "Cabin A Rack 1 Temperature"

Cabin A rack 1 temperature

const string apexTemps::Temps::cabinARack2_DESCRIPTION = "Cabin A Rack 2 Temperature"

Cabin A rack 2 temperature

const string apexTemps::Temps::cabinB2_DESCRIPTION = "Cabin B Temperature Sensor 2"

Cabin B temperature sensor 2

const string apexTemps::Temps::cabinB3_DESCRIPTION = "Cabin B Temperature Sensor 3"

Cabin B temperature sensor 3

const string apexTemps::Temps::cabinB4_DESCRIPTION = "Cabin B Temperature Sensor 4"

Cabin B temperature sensor 4

const string apexTemps::Temps::cabinB5_DESCRIPTION = "Cabin B Temperature Sensor 5"

Cabin B temperature sensor 5

const string apexTemps::Temps::cabinB6_DESCRIPTION = "Cabin B Temperature Sensor 6"

Cabin B temperature sensor 6

const string apexTemps::Temps::cabinBIFRack_DESCRIPTION = "Cabin B IF Rack Temperature"

Cabin B IF rack temperature

const string apexTemps::Temps::cabinC1_DESCRIPTION = "Cabin C Temperature Sensor 1"

Cabin C temperature sensor 1

const string apexTemps::Temps::cabinC2_DESCRIPTION = "Cabin C Temperature Sensor 2"

Cabin C temperature sensor 2

const string apexTemps::Temps::cabinC3_DESCRIPTION = "Cabin C Temperature Sensor 3"

Cabin C temperature sensor 3

const string apexTemps::Temps::cabinC4_DESCRIPTION = "Cabin C Temperature Sensor 4"

Cabin C temperature sensor 4

const string apexTemps::Temps::cabinC5_DESCRIPTION = "Cabin C Temperature Sensor 5"

Cabin C temperature sensor 5

const string apexTemps::Temps::cabinC6_DESCRIPTION = "Cabin C Temperature Sensor 6"

Cabin C temperature sensor 6

const string apexTemps::Temps::container_DESCRIPTION = "Container Temperature"

Container temperature

const string apexTemps::Temps::macsRack1_DESCRIPTION = "MACS Rack 1 Temperature"

MACS rack 1 temperature

const string apexTemps::Temps::macsRack2_DESCRIPTION = "MACS Rack 2 Temperature"

MACS rack 2 temperature

const string apexTemps::Temps::macsRack3_DESCRIPTION = "MACS Rack 3 Temperature"

MACS rack 3 temperature

const string apexTemps::Temps::platform_DESCRIPTION = "Platform Temperature"

Platform temperature

const string apexTemps::Temps::rack1_DESCRIPTION = "Rack 1 Temperature"

Instrument container rack 1 temperature

const string apexTemps::Temps::rack2_DESCRIPTION = "Rack 2 Temperature"

Instrument container rack 2 temperature

const string apexTemps::Temps::rack3_DESCRIPTION = "Rack 3 Temperature"

Instrument container rack 3 temperature

const string apexTemps::Temps::rack4_DESCRIPTION = "Rack 4 Temperature"

Instrument container rack 4 temperature

const string apexTemps::Temps::rack5_DESCRIPTION = "Rack 5 Temperature"

Instrument container rack 5 temperature

const string apexTemps::Temps::rack6_DESCRIPTION = "Rack 6 Temperature"

Instrument container rack 6 temperature

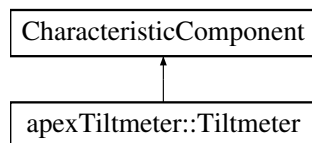
The documentation for this interface was generated from the following file:

- apexTemps.idl

10.10 apexTiltmeter::Tiltmeter Interface Reference

```
import "apexTiltmeter.idl";
```

Inheritance diagram for apexTiltmeter::Tiltmeter:



Public Attributes

- const string [state_DESCRIPTION](#) = "State"
- const string [state_UNITS](#) = ""
- const string [state_ALARMON](#) = "4"
- const string [state_SAMPLEINTERVAL](#) = "60"
- readonly attribute ROstatus [state](#)
- const string [tiltX_DESCRIPTION](#) = "x-Amplitude"
- const string [tiltX_UNITS](#) = "arcsec"
- const string [tiltX_SAMPLEINTERVAL](#) = "5"
- readonly attribute ACS::ROdouble [tiltX](#)
- const string [tiltY_DESCRIPTION](#) = "y-Amplitude"
- const string [tiltY_UNITS](#) = "arcsec"
- const string [tiltY_SAMPLEINTERVAL](#) = "5"
- readonly attribute ACS::ROdouble [tiltY](#)
- const string [temperature_DESCRIPTION](#) = "Temperature"
- const string [temperature_UNITS](#) = "degC"
- const string [temperature_SAMPLEINTERVAL](#) = "5"
- readonly attribute ACS::ROdouble [temperature](#)

10.10.1 Detailed Description

APEX [Tiltmeter](#) Interface

10.10.2 Member Data Documentation

```
const string apexTiltmeter::Tiltmeter::state_DESCRIPTION = "State"
```

State of the tiltmeter

```
const string apexTiltmeter::Tiltmeter::temperature_DESCRIPTION = "Temperature"
```

[Tiltmeter](#) temperature

```
const string apexTiltmeter::Tiltmeter::tiltX_DESCRIPTION = "x-Amplitude"
```

[Tiltmeter](#) x-amplitude

```
const string apexTiltmeter::Tiltmeter::tiltY_DESCRIPTION = "y-Amplitude"
```

[Tiltmeter](#) y-amplitude

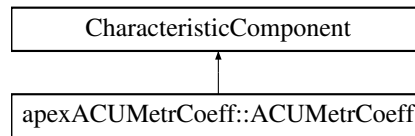
The documentation for this interface was generated from the following file:

- apexTiltmeter.idl

11.3 apexACUMetrCoeff::ACUMetrCoeff Interface Reference

```
import "apexACUMetrCoeff.idl";
```

Inheritance diagram for apexACUMetrCoeff::ACUMetrCoeff:



Public Attributes

- const string **AN0_DESCRIPTION** = "AN0"
- const string **AN0_UNITS** = "arcsec"
- const string **AN0_UPDATEINT** = "5"
- readonly attribute ACS::ROdouble **AN0**
- const string **AW0_DESCRIPTION** = "AW0"
- const string **AW0_UNITS** = "arcsec"
- const string **AW0_UPDATEINT** = "5"
- readonly attribute ACS::ROdouble **AW0**

11.3.1 Detailed Description

APEX dummy ACU Metrology Coefficient Interface

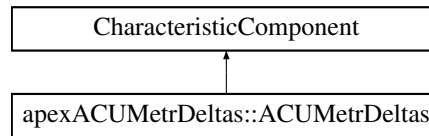
The documentation for this interface was generated from the following file:

- apexACUMetrCoeff.idl

11.4 apexACUMetrDeltas::ACUMetrDeltas Interface Reference

```
import "apexACUMetrDeltas.idl";
```

Inheritance diagram for apexACUMetrDeltas::ACUMetrDeltas:



Public Attributes

- const string **DAZ_SPEM_DESCRIPTION** = "Pointing model az corr."
- const string **DAZ_SPEM_UNITS** = "arcsec"
- const string **DAZ_SPEM_UPDATEINT** = "5"
- readonly attribute ACS::ROdouble **DAZ_SPEM**
- const string **DEL_SPEM_DESCRIPTION** = "Pointing model el corr."
- const string **DEL_SPEM_UNITS** = "arcsec"
- const string **DEL_SPEM_UPDATEINT** = "5"
- readonly attribute ACS::ROdouble **DEL_SPEM**
- const string **DAZ_TEMP_DESCRIPTION** = "Temp. model az corr."
- const string **DAZ_TEMP_UNITS** = "arcsec"
- const string **DAZ_TEMP_UPDATEINT** = "5"
- readonly attribute ACS::ROdouble **DAZ_TEMP**
- const string **DEL_TEMP_DESCRIPTION** = "Temp. model el corr."
- const string **DEL_TEMP_UNITS** = "arcsec"
- const string **DEL_TEMP_UPDATEINT** = "5"
- readonly attribute ACS::ROdouble **DEL_TEMP**
- const string **DAZ_TILT_DESCRIPTION** = "Tiltmeter az corr."
- const string **DAZ_TILT_UNITS** = "arcsec"
- const string **DAZ_TILT_UPDATEINT** = "5"
- readonly attribute ACS::ROdouble **DAZ_TILT**
- const string **DEL_TILT_DESCRIPTION** = "Tiltmeter el corr."
- const string **DEL_TILT_UNITS** = "arcsec"
- const string **DEL_TILT_UPDATEINT** = "5"
- readonly attribute ACS::ROdouble **DEL_TILT**
- const string **DAZ_TILTTEMP_DESCRIPTION** = "Tilt. temp. offset az corr."
- const string **DAZ_TILTTEMP_UNITS** = "arcsec"
- const string **DAZ_TILTTEMP_UPDATEINT** = "5"
- readonly attribute ACS::ROdouble **DAZ_TILTTEMP**
- const string **DEL_TILTTEMP_DESCRIPTION** = "Tilt. temp. offset el corr."
- const string **DEL_TILTTEMP_UNITS** = "arcsec"
- const string **DEL_TILTTEMP_UPDATEINT** = "5"
- readonly attribute ACS::ROdouble **DEL_TILTTEMP**
- const string **DAZ_DISP_DESCRIPTION** = "Displ. sensor az corr."
- const string **DAZ_DISP_UNITS** = "arcsec"
- const string **DAZ_DISP_UPDATEINT** = "5"
- readonly attribute ACS::ROdouble **DAZ_DISP**
- const string **DEL_DISP_DESCRIPTION** = "Displ. sensor el corr."
- const string **DEL_DISP_UNITS** = "arcsec"
- const string **DEL_DISP_UPDATEINT** = "5"
- readonly attribute ACS::ROdouble **DEL_DISP**

- const string **DAZ_TOTAL_DESCRIPTION** = "Applied az correction"
- const string **DAZ_TOTAL_UNITS** = "arcsec"
- const string **DAZ_TOTAL_UPDATEINT** = "5"
- readonly attribute ACS::ROdouble **DAZ_TOTAL**
- const string **DEL_TOTAL_DESCRIPTION** = "Applied el correction"
- const string **DEL_TOTAL_UNITS** = "arcsec"
- const string **DEL_TOTAL_UPDATEINT** = "5"
- readonly attribute ACS::ROdouble **DEL_TOTAL**
- const string **DELTAPATH_DESCRIPTION** = "Z-focus temperature correction"
- const string **DELTAPATH_UNITS** = "mm"
- const string **DELTAPATH_UPDATEINT** = "30"
- readonly attribute ACS::ROdouble **DELTAPATH**

11.4.1 Detailed Description

APEX dummy ACU Metrology Deltas Interface

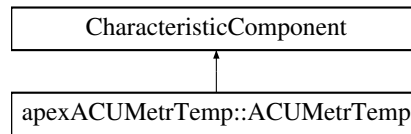
The documentation for this interface was generated from the following file:

- apexACUMetrDeltas.idl

11.5 apexACUMetrTemp::ACUMetrTemp Interface Reference

```
import "apexACUMetrTemp.idl";
```

Inheritance diagram for apexACUMetrTemp::ACUMetrTemp:



Public Attributes

- const string **TEMP01_DESCRIPTION** = "Temperature Sensor 1"
- const string **TEMP01_UNITS** = "degC"
- const string **TEMP01_UPDATEINT** = "30"
- readonly attribute ACS::ROdouble **TEMP01**
- const string **TEMP02_DESCRIPTION** = "Temperature Sensor 2"
- const string **TEMP02_UNITS** = "degC"
- const string **TEMP02_UPDATEINT** = "30"
- readonly attribute ACS::ROdouble **TEMP02**
- const string **TEMP03_DESCRIPTION** = "Temperature Sensor 3"
- const string **TEMP03_UNITS** = "degC"
- const string **TEMP03_UPDATEINT** = "30"
- readonly attribute ACS::ROdouble **TEMP03**
- const string **TEMP04_DESCRIPTION** = "Temperature Sensor 4"
- const string **TEMP04_UNITS** = "degC"
- const string **TEMP04_UPDATEINT** = "30"
- readonly attribute ACS::ROdouble **TEMP04**
- const string **TEMP05_DESCRIPTION** = "Temperature Sensor 5"
- const string **TEMP05_UNITS** = "degC"
- const string **TEMP05_UPDATEINT** = "30"
- readonly attribute ACS::ROdouble **TEMP05**
- const string **TEMP06_DESCRIPTION** = "Temperature Sensor 6"
- const string **TEMP06_UNITS** = "degC"
- const string **TEMP06_UPDATEINT** = "30"
- readonly attribute ACS::ROdouble **TEMP06**
- const string **TEMP07_DESCRIPTION** = "Temperature Sensor 7"
- const string **TEMP07_UNITS** = "degC"
- const string **TEMP07_UPDATEINT** = "30"
- readonly attribute ACS::ROdouble **TEMP07**
- const string **TEMP08_DESCRIPTION** = "Temperature Sensor 8"
- const string **TEMP08_UNITS** = "degC"
- const string **TEMP08_UPDATEINT** = "30"
- readonly attribute ACS::ROdouble **TEMP08**
- const string **TEMP09_DESCRIPTION** = "Temperature Sensor 9"
- const string **TEMP09_UNITS** = "degC"
- const string **TEMP09_UPDATEINT** = "30"
- readonly attribute ACS::ROdouble **TEMP09**
- const string **TEMP10_DESCRIPTION** = "Temperature Sensor 10"
- const string **TEMP10_UNITS** = "degC"
- const string **TEMP10_UPDATEINT** = "30"
- readonly attribute ACS::ROdouble **TEMP10**

- const string **TEMP11_DESCRIPTION** = "Temperature Sensor 11"
- const string **TEMP11_UNITS** = "degC"
- const string **TEMP11_UPDATEINT** = "30"
- readonly attribute ACS::ROdouble **TEMP11**
- const string **TEMP12_DESCRIPTION** = "Temperature Sensor 12"
- const string **TEMP12_UNITS** = "degC"
- const string **TEMP12_UPDATEINT** = "30"
- readonly attribute ACS::ROdouble **TEMP12**
- const string **TEMP13_DESCRIPTION** = "Temperature Sensor 13"
- const string **TEMP13_UNITS** = "degC"
- const string **TEMP13_UPDATEINT** = "30"
- readonly attribute ACS::ROdouble **TEMP13**
- const string **TEMP14_DESCRIPTION** = "Temperature Sensor 14"
- const string **TEMP14_UNITS** = "degC"
- const string **TEMP14_UPDATEINT** = "30"
- readonly attribute ACS::ROdouble **TEMP14**
- const string **TEMP15_DESCRIPTION** = "Temperature Sensor 15"
- const string **TEMP15_UNITS** = "degC"
- const string **TEMP15_UPDATEINT** = "30"
- readonly attribute ACS::ROdouble **TEMP15**
- const string **TEMP16_DESCRIPTION** = "Temperature Sensor 16"
- const string **TEMP16_UNITS** = "degC"
- const string **TEMP16_UPDATEINT** = "30"
- readonly attribute ACS::ROdouble **TEMP16**
- const string **TEMP17_DESCRIPTION** = "Temperature Sensor 17"
- const string **TEMP17_UNITS** = "degC"
- const string **TEMP17_UPDATEINT** = "30"
- readonly attribute ACS::ROdouble **TEMP17**
- const string **TEMP18_DESCRIPTION** = "Temperature Sensor 18"
- const string **TEMP18_UNITS** = "degC"
- const string **TEMP18_UPDATEINT** = "30"
- readonly attribute ACS::ROdouble **TEMP18**
- const string **TEMP19_DESCRIPTION** = "Temperature Sensor 19"
- const string **TEMP19_UNITS** = "degC"
- const string **TEMP19_UPDATEINT** = "30"
- readonly attribute ACS::ROdouble **TEMP19**
- const string **TEMP20_DESCRIPTION** = "Temperature Sensor 20"
- const string **TEMP20_UNITS** = "degC"
- const string **TEMP20_UPDATEINT** = "30"
- readonly attribute ACS::ROdouble **TEMP20**
- const string **TEMP21_DESCRIPTION** = "Temperature Sensor 21"
- const string **TEMP21_UNITS** = "degC"
- const string **TEMP21_UPDATEINT** = "30"
- readonly attribute ACS::ROdouble **TEMP21**
- const string **TEMP22_DESCRIPTION** = "Temperature Sensor 22"
- const string **TEMP22_UNITS** = "degC"
- const string **TEMP22_UPDATEINT** = "30"
- readonly attribute ACS::ROdouble **TEMP22**
- const string **TEMP23_DESCRIPTION** = "Temperature Sensor 23"
- const string **TEMP23_UNITS** = "degC"
- const string **TEMP23_UPDATEINT** = "30"
- readonly attribute ACS::ROdouble **TEMP23**

- const string **TEMP24_DESCRIPTION** = "Temperature Sensor 24"
- const string **TEMP24_UNITS** = "degC"
- const string **TEMP24_UPDATEINT** = "30"
- readonly attribute ACS::ROdouble **TEMP24**
- const string **TEMP25_DESCRIPTION** = "Temperature Sensor 25"
- const string **TEMP25_UNITS** = "degC"
- const string **TEMP25_UPDATEINT** = "30"
- readonly attribute ACS::ROdouble **TEMP25**
- const string **TEMP26_DESCRIPTION** = "Temperature Sensor 26"
- const string **TEMP26_UNITS** = "degC"
- const string **TEMP26_UPDATEINT** = "30"
- readonly attribute ACS::ROdouble **TEMP26**
- const string **TEMP27_DESCRIPTION** = "Temperature Sensor 27"
- const string **TEMP27_UNITS** = "degC"
- const string **TEMP27_UPDATEINT** = "30"
- readonly attribute ACS::ROdouble **TEMP27**
- const string **TEMP28_DESCRIPTION** = "Temperature Sensor 28"
- const string **TEMP28_UNITS** = "degC"
- const string **TEMP28_UPDATEINT** = "30"
- readonly attribute ACS::ROdouble **TEMP28**

11.5.1 Detailed Description

APEX dummy ACU Metrology Temperature Interface

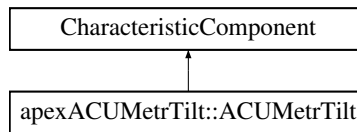
The documentation for this interface was generated from the following file:

- apexACUMetrTemp.idl

11.6 apexACUMetrTilt::ACUMetrTilt Interface Reference

```
import "apexACUMetrTilt.idl";
```

Inheritance diagram for apexACUMetrTilt::ACUMetrTilt:



Public Attributes

- const string **TILT1X_DESCRIPTION** = "Tiltmeter 1 x-Amplitude"
- const string **TILT1X_UNITS** = "arcsec"
- const string **TILT1X_UPDATEINT** = "5"
- readonly attribute ACS::ROdouble **TILT1X**
- const string **TILT1Y_DESCRIPTION** = "Tiltmeter 1 y-Amplitude"
- const string **TILT1Y_UNITS** = "arcsec"
- const string **TILT1Y_UPDATEINT** = "5"
- readonly attribute ACS::ROdouble **TILT1Y**
- const string **TILT1T_DESCRIPTION** = "Tiltmeter 1 Temperature"
- const string **TILT1T_UNITS** = "degC"
- const string **TILT1T_UPDATEINT** = "5"
- readonly attribute ACS::ROdouble **TILT1T**
- const string **TILT2X_DESCRIPTION** = "Tiltmeter 2 x-Amplitude"
- const string **TILT2X_UNITS** = "arcsec"
- const string **TILT2X_UPDATEINT** = "5"
- readonly attribute ACS::ROdouble **TILT2X**
- const string **TILT2Y_DESCRIPTION** = "Tiltmeter 2 y-Amplitude"
- const string **TILT2Y_UNITS** = "arcsec"
- const string **TILT2Y_UPDATEINT** = "5"
- readonly attribute ACS::ROdouble **TILT2Y**
- const string **TILT2T_DESCRIPTION** = "Tiltmeter 2 Temperature"
- const string **TILT2T_UNITS** = "degC"
- const string **TILT2T_UPDATEINT** = "5"
- readonly attribute ACS::ROdouble **TILT2T**
- const string **TILT3X_DESCRIPTION** = "Tiltmeter 3 x-Amplitude"
- const string **TILT3X_UNITS** = "arcsec"
- const string **TILT3X_UPDATEINT** = "5"
- readonly attribute ACS::ROdouble **TILT3X**
- const string **TILT3Y_DESCRIPTION** = "Tiltmeter 3 y-Amplitude"
- const string **TILT3Y_UNITS** = "arcsec"
- const string **TILT3Y_UPDATEINT** = "5"
- readonly attribute ACS::ROdouble **TILT3Y**
- const string **TILT3T_DESCRIPTION** = "Tiltmeter 3 Temperature"
- const string **TILT3T_UNITS** = "degC"
- const string **TILT3T_UPDATEINT** = "5"
- readonly attribute ACS::ROdouble **TILT3T**
- const string **DISP_ABS1_DESCRIPTION** = "Displacement Sensor 1"
- const string **DISP_ABS1_UNITS** = "mm"
- const string **DISP_ABS1_DISPLAYUNITS** = "mm"
- const string **DISP_ABS1_FORMAT** = "%.4f"

- const string **DISP_ABS1_UPDATEINT** = "5"
- readonly attribute ACS::ROdouble **DISP_ABS1**
- const string **DISP_ABS2_DESCRIPTION** = "Displacement Sensor 2"
- const string **DISP_ABS2_UNITS** = "mum"
- const string **DISP_ABS2_DISPLAYUNITS** = "mm"
- const string **DISP_ABS2_FORMAT** = "%.4f"
- const string **DISP_ABS2_UPDATEINT** = "5"
- readonly attribute ACS::ROdouble **DISP_ABS2**
- const string **DISP_ABS3_DESCRIPTION** = "Displacement Sensor 3"
- const string **DISP_ABS3_UNITS** = "mum"
- const string **DISP_ABS3_DISPLAYUNITS** = "mm"
- const string **DISP_ABS3_FORMAT** = "%.4f"
- const string **DISP_ABS3_UPDATEINT** = "5"
- readonly attribute ACS::ROdouble **DISP_ABS3**
- const string **DISP_ABS4_DESCRIPTION** = "Displacement Sensor 4"
- const string **DISP_ABS4_UNITS** = "mum"
- const string **DISP_ABS4_DISPLAYUNITS** = "mm"
- const string **DISP_ABS4_FORMAT** = "%.4f"
- const string **DISP_ABS4_UPDATEINT** = "5"
- readonly attribute ACS::ROdouble **DISP_ABS4**

11.6.1 Detailed Description

APEX dummy ACU Metrology Tiltmeter Interface

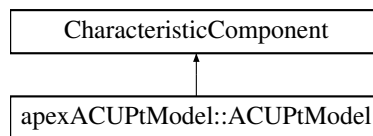
The documentation for this interface was generated from the following file:

- apexACUMetrTilt.idl

11.7 apexACUPtModel::ACUPtModel Interface Reference

```
import "apexACUPtModel.idl";
```

Inheritance diagram for apexACUPtModel::ACUPtModel:



Public Attributes

- const string **IA_DESCRIPTION** = "IA"
- const string **IA_UNITS** = "arcsec"
- const string **IA_UPDATEINT** = "180"
- readonly attribute ACS::ROdouble **IA**
- const string **CA_DESCRIPTION** = "CA"
- const string **CA_UNITS** = "arcsec"
- const string **CA_UPDATEINT** = "180"
- readonly attribute ACS::ROdouble **CA**
- const string **NP AE_DESCRIPTION** = "NP AE"
- const string **NP AE_UNITS** = "arcsec"
- const string **NP AE_UPDATEINT** = "180"
- readonly attribute ACS::ROdouble **NP AE**
- const string **AN_DESCRIPTION** = "AN"
- const string **AN_UNITS** = "arcsec"
- const string **AN_UPDATEINT** = "180"
- readonly attribute ACS::ROdouble **AN**
- const string **AW_DESCRIPTION** = "AW"
- const string **AW_UNITS** = "arcsec"
- const string **AW_UPDATEINT** = "180"
- readonly attribute ACS::ROdouble **AW**
- const string **IE_DESCRIPTION** = "IE"
- const string **IE_UNITS** = "arcsec"
- const string **IE_UPDATEINT** = "180"
- readonly attribute ACS::ROdouble **IE**
- const string **ECEC_DESCRIPTION** = "ECEC"
- const string **ECEC_UNITS** = "arcsec"
- const string **ECEC_UPDATEINT** = "180"
- readonly attribute ACS::ROdouble **ECEC**
- const string **ZFLX_DESCRIPTION** = "ZFLX"
- const string **ZFLX_UNITS** = "arcsec"
- const string **ZFLX_UPDATEINT** = "180"
- readonly attribute ACS::ROdouble **ZFLX**

11.7.1 Detailed Description

APEX dummy ACU Pointing Model Interface

The documentation for this interface was generated from the following file:

- apexACUPtModel.idl

power supply hexapod tripped, 24 V circuit breaker hexapod PWM 1 tripped, 24 V circuit breaker hexapod PWM 2 tripped, 24 V circuit breaker hexapod PWM 3 tripped, 24 V circuit breaker HPC tripped, Hexapod PWM power off, 24 V power supply hexapod fault”

- const string **STATUS2.WHENCLEARED** = ”N,N,N,N,N,N,N,N,N,N,N,N,N,N,N,N”
- const string **STATUS2.WHENSET** = ”F,F,S,S,N,N,N,N,F,F,F,F,F,S,F”
- const string **STATUS2.UPDATEINT** = ”10”
- readonly attribute ACS::ROpattern **STATUS2**

11.8.1 Detailed Description

APEX dummy ACU Subreflector Status Interface

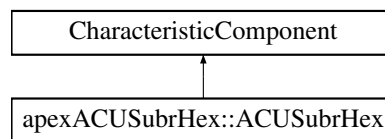
The documentation for this interface was generated from the following file:

- apexACUSubr.idl

11.9 apexACUSubrHex::ACUSubrHex Interface Reference

```
import "apexACUSubrHex.idl";
```

Inheritance diagram for apexACUSubrHex::ACUSubrHex:



Public Attributes

- const string **POSITIONX_DESCRIPTION** = "X-Position"
- const string **POSITIONX_UNITS** = "mum"
- const string **POSITIONX_DISPLAYUNITS** = "mm"
- const string **POSITIONX_FORMAT** = "%.3f"
- const string **POSITIONX_UPDATEINT** = "10"
- readonly attribute ACS::ROdouble **POSITIONX**
- const string **POSITIONY_DESCRIPTION** = "Y-Position"
- const string **POSITIONY_UNITS** = "mum"
- const string **POSITIONY_DISPLAYUNITS** = "mm"
- const string **POSITIONY_FORMAT** = "%.3f"
- const string **POSITIONY_UPDATEINT** = "10"
- readonly attribute ACS::ROdouble **POSITIONY**
- const string **POSITIONZ_DESCRIPTION** = "Z-Position"
- const string **POSITIONZ_UNITS** = "mum"
- const string **POSITIONZ_DISPLAYUNITS** = "mm"
- const string **POSITIONZ_FORMAT** = "%.3f"
- const string **POSITIONZ_UPDATEINT** = "10"
- readonly attribute ACS::ROdouble **POSITIONZ**
- const string **ROTATIONX_DESCRIPTION** = "X-Rotation"
- const string **ROTATIONX_UNITS** = "mdeg"
- const string **ROTATIONX_DISPLAYUNITS** = "arcsec"
- const string **ROTATIONX_UPDATEINT** = "10"
- readonly attribute ACS::ROdouble **ROTATIONX**
- const string **ROTATIONY_DESCRIPTION** = "Y-Rotation"
- const string **ROTATIONY_UNITS** = "mdeg"
- const string **ROTATIONY_DISPLAYUNITS** = "arcsec"
- const string **ROTATIONY_UPDATEINT** = "10"
- readonly attribute ACS::ROdouble **ROTATIONY**
- const string **ROTATIONZ_DESCRIPTION** = "Z-Rotation"
- const string **ROTATIONZ_UNITS** = "mdeg"
- const string **ROTATIONZ_DISPLAYUNITS** = "arcsec"
- const string **ROTATIONZ_UPDATEINT** = "10"
- readonly attribute ACS::ROdouble **ROTATIONZ**
- const string **DELTA_POSNX_DESCRIPTION** = "Delta X-Position"
- const string **DELTA_POSNX_UNITS** = "mum"
- const string **DELTA_POSNX_DISPLAYUNITS** = "mm"
- const string **DELTA_POSNX_FORMAT** = "%.3f"
- const string **DELTA_POSNX_UPDATEINT** = "10"
- readonly attribute ACS::ROdouble **DELTA_POSNX**
- const string **DELTA_POSNY_DESCRIPTION** = "Delta Y-Position"

- const string **DELTA_POSNY_UNITS** = "mum"
- const string **DELTA_POSNY_DISPLAYUNITS** = "mm"
- const string **DELTA_POSNY_FORMAT** = "%.3f"
- const string **DELTA_POSNY_UPDATEINT** = "10"
- readonly attribute ACS::ROdouble **DELTA_POSNY**
- const string **DELTA_POSNZ_DESCRIPTION** = "Delta Z-Position"
- const string **DELTA_POSNZ_UNITS** = "mum"
- const string **DELTA_POSNZ_DISPLAYUNITS** = "mm"
- const string **DELTA_POSNZ_FORMAT** = "%.3f"
- const string **DELTA_POSNZ_UPDATEINT** = "10"
- readonly attribute ACS::ROdouble **DELTA_POSNZ**
- const string **DELTA_ROTNX_DESCRIPTION** = "Delta X-Rotation"
- const string **DELTA_ROTNX_UNITS** = "mdeg"
- const string **DELTA_ROTNX_DISPLAYUNITS** = "arcsec"
- const string **DELTA_ROTNX_UPDATEINT** = "10"
- readonly attribute ACS::ROdouble **DELTA_ROTNX**
- const string **DELTA_ROTNY_DESCRIPTION** = "Delta Y-Rotation"
- const string **DELTA_ROTNY_UNITS** = "mdeg"
- const string **DELTA_ROTNY_DISPLAYUNITS** = "arcsec"
- const string **DELTA_ROTNY_UPDATEINT** = "10"
- readonly attribute ACS::ROdouble **DELTA_ROTNY**
- const string **DELTA_ROTNZ_DESCRIPTION** = "Delta Z-Rotation"
- const string **DELTA_ROTNZ_UNITS** = "mdeg"
- const string **DELTA_ROTNZ_DISPLAYUNITS** = "arcsec"
- const string **DELTA_ROTNZ_UPDATEINT** = "10"
- readonly attribute ACS::ROdouble **DELTA_ROTNZ**
- const string **TEMP1_DESCRIPTION** = "Actuator 1 Motor Temp."
- const string **TEMP1_UNITS** = "degC"
- const string **TEMP1_UPDATEINT** = "10"
- readonly attribute ACS::ROdouble **TEMP1**
- const string **TEMP2_DESCRIPTION** = "Actuator 2 Motor Temp."
- const string **TEMP2_UNITS** = "degC"
- const string **TEMP2_UPDATEINT** = "10"
- readonly attribute ACS::ROdouble **TEMP2**
- const string **TEMP3_DESCRIPTION** = "Actuator 3 Motor Temp."
- const string **TEMP3_UNITS** = "degC"
- const string **TEMP3_UPDATEINT** = "10"
- readonly attribute ACS::ROdouble **TEMP3**
- const string **TEMP4_DESCRIPTION** = "Actuator 4 Motor Temp."
- const string **TEMP4_UNITS** = "degC"
- const string **TEMP4_UPDATEINT** = "10"
- readonly attribute ACS::ROdouble **TEMP4**
- const string **TEMP5_DESCRIPTION** = "Actuator 5 Motor Temp."
- const string **TEMP5_UNITS** = "degC"
- const string **TEMP5_UPDATEINT** = "10"
- readonly attribute ACS::ROdouble **TEMP5**
- const string **TEMP6_DESCRIPTION** = "Actuator 6 Motor Temp."
- const string **TEMP6_UNITS** = "degC"
- const string **TEMP6_UPDATEINT** = "10"
- readonly attribute ACS::ROdouble **TEMP6**

11.9.1 Detailed Description

APEX dummy ACU Subreflector Hexapod Interface

The documentation for this interface was generated from the following file:

- apexACUSubrHex.idl

- const string **BYPASS_VOLTS2_DESCRIPTION** = "Bypass Phase 2 Voltage"
- const string **BYPASS_VOLTS2_UNITS** = "V"
- const string **BYPASS_VOLTS2_UPDATEINT** = "30"
- readonly attribute ACS::ROdouble **BYPASS_VOLTS2**
- const string **BYPASS_VOLTS3_DESCRIPTION** = "Bypass Phase 3 Voltage"
- const string **BYPASS_VOLTS3_UNITS** = "V"
- const string **BYPASS_VOLTS3_UPDATEINT** = "30"
- readonly attribute ACS::ROdouble **BYPASS_VOLTS3**
- const string **FREQB_DESCRIPTION** = "Bypass Frequency"
- const string **FREQB_UNITS** = "Hz"
- const string **FREQB_UPDATEINT** = "30"
- readonly attribute ACS::ROdouble **FREQB**
- const string **FREQI_DESCRIPTION** = "Inverter Frequency"
- const string **FREQI_UNITS** = "Hz"
- const string **FREQI_UPDATEINT** = "30"
- readonly attribute ACS::ROdouble **FREQI**
- const string **INVERTER_SW_DESCRIPTION** = "Inverter Switch"
- const string **INVERTER_SW_BITDESCRIPTION** = "Switch, Reserved, Reserved, Reserved, Reserved, Reserved, Reserved, Reserved"
- const string **INVERTER_SW_WHENCLEARED** = "OFF,N,N,N,N,N,N,N"
- const string **INVERTER_SW_WHENSET** = "ON,N,N,N,N,N,N,N"
- const string **INVERTER_SW_UPDATEINT** = "30"
- readonly attribute ACS::ROpattern **INVERTER_SW**
- const string **INVERTER_VOLTS1_DESCRIPTION** = "Inverter Phase 1 Voltage"
- const string **INVERTER_VOLTS1_UNITS** = "V"
- const string **INVERTER_VOLTS1_UPDATEINT** = "30"
- readonly attribute ACS::ROdouble **INVERTER_VOLTS1**
- const string **INVERTER_VOLTS2_DESCRIPTION** = "Inverter Phase 2 Voltage"
- const string **INVERTER_VOLTS2_UNITS** = "V"
- const string **INVERTER_VOLTS2_UPDATEINT** = "30"
- readonly attribute ACS::ROdouble **INVERTER_VOLTS2**
- const string **INVERTER_VOLTS3_DESCRIPTION** = "Inverter Phase 3 Voltage"
- const string **INVERTER_VOLTS3_UNITS** = "V"
- const string **INVERTER_VOLTS3_UPDATEINT** = "30"
- readonly attribute ACS::ROdouble **INVERTER_VOLTS3**
- const string **OUTPUT_AMP1_DESCRIPTION** = "Phase 1 Output Current"
- const string **OUTPUT_AMP1_UNITS** = "A"
- const string **OUTPUT_AMP1_UPDATEINT** = "30"
- readonly attribute ACS::ROdouble **OUTPUT_AMP1**
- const string **OUTPUT_AMP2_DESCRIPTION** = "Phase 2 Output Current"
- const string **OUTPUT_AMP2_UNITS** = "A"
- const string **OUTPUT_AMP2_UPDATEINT** = "30"
- readonly attribute ACS::ROdouble **OUTPUT_AMP2**
- const string **OUTPUT_AMP3_DESCRIPTION** = "Phase 3 Output Current"
- const string **OUTPUT_AMP3_UNITS** = "A"
- const string **OUTPUT_AMP3_UPDATEINT** = "30"
- readonly attribute ACS::ROdouble **OUTPUT_AMP3**
- const string **OUTPUT_VOLT1_DESCRIPTION** = "Phase 1 Output Voltage"
- const string **OUTPUT_VOLT1_UNITS** = "V"
- const string **OUTPUT_VOLT1_UPDATEINT** = "30"
- readonly attribute ACS::ROdouble **OUTPUT_VOLT1**
- const string **OUTPUT_VOLT2_DESCRIPTION** = "Phase 2 Output Voltage"

- const string **OUTPUT_VOLT2_UNITS** = "V"
- const string **OUTPUT_VOLT2_UPDATEINT** = "30"
- readonly attribute ACS::ROdouble **OUTPUT_VOLT2**
- const string **OUTPUT_VOLT3_DESCRIPTION** = "Phase 3 Output Voltage"
- const string **OUTPUT_VOLT3_UNITS** = "V"
- const string **OUTPUT_VOLT3_UPDATEINT** = "30"
- readonly attribute ACS::ROdouble **OUTPUT_VOLT3**

11.10.1 Detailed Description

APEX dummy ACU UPS Interface

The documentation for this interface was generated from the following file:

- apexACUUPS.idl

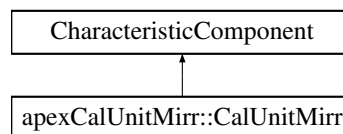
Chapter 12

Specific Devices

12.1 apexCalUnitMirr::CalUnitMirr Interface Reference

```
import "apexCalUnitMirr.idl";
```

Inheritance diagram for apexCalUnitMirr::CalUnitMirr:



Public Attributes

- const string **rotMirPos_DESCRIPTION** = "Rotating Mirror Position"
- const string **rotMirPos_UNITS** = "percent"
- const string **rotMirPos_FORMAT** = "%.2f"
- const string **rotMirPos_SAMPLEINTERVAL** = "60"
- readonly attribute ACS::ROdouble **rotMirPos**
- const string **rotMirStat_DESCRIPTION** = "Rotating Mirror Status"
- const string **rotMirStat_UNITS** = ""
- const string **rotMirStat_ALARMON** = "6"
- const string **rotMirStat_SAMPLEINTERVAL** = "60"
- readonly attribute ROMirrStat **rotMirStat**
- const string **linMirPos_DESCRIPTION** = "Linear Mirror Position"
- const string **linMirPos_UNITS** = "percent"
- const string **linMirPos_FORMAT** = "%.2f"
- const string **linMirPos_SAMPLEINTERVAL** = "60"
- readonly attribute ACS::ROdouble **linMirPos**
- const string **linMirStat_DESCRIPTION** = "Linear Mirror Status"
- const string **linMirStat_UNITS** = ""
- const string **linMirStat_ALARMON** = "6"
- const string **linMirStat_SAMPLEINTERVAL** = "60"
- readonly attribute ROMirrStat **linMirStat**

12.1.1 Detailed Description

This interface belongs to the abstract calibration unit device. It will be the standard interface for APEX Calibration Units.

12.1.2 Member Data Documentation

const string apexCalUnitMirr::CalUnitMirr::linMirPos_DESCRIPTION = "Linear Mirror Position"

Linear mirror position (percent) 0% = cold position; 100% = hot position

const string apexCalUnitMirr::CalUnitMirr::linMirStat_DESCRIPTION = "Linear Mirror Status"

Linear mirror status (LOAD, SKY, ERROR, MOVING, UNDEFINED)

const string apexCalUnitMirr::CalUnitMirr::rotMirPos_DESCRIPTION = "Rotating Mirror Position"

Rotating mirror position (percent) 0% = cold position; 100% = hot position

const string apexCalUnitMirr::CalUnitMirr::rotMirStat_DESCRIPTION = "Rotating Mirror Status"

Rotating mirror status (HOT, COLD, ERROR, MOVING, UNDEFINED)

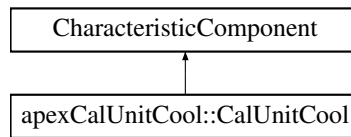
The documentation for this interface was generated from the following file:

- apexCalUnitMirr.idl

12.2 apexCalUnitCool::CalUnitCool Interface Reference

```
import "apexCalUnitCool.idl";
```

Inheritance diagram for apexCalUnitCool::CalUnitCool:



Public Member Functions

- void [on](#) (in ACS::CBvoid cb, in ACS::CBDescIn desc)
- void [off](#) (in ACS::CBvoid cb, in ACS::CBDescIn desc)

Public Attributes

- const string [status_DESCRIPTION](#) = "Cooler Status"
- const string [status_UNITS](#) = ""
- const string [status_ALARMON](#) = "2"
- const string [status_SAMPLEINTERVAL](#) = "60"
- readonly attribute ROcoolerStatus [status](#)
- const string [coldHeadTemp_DESCRIPTION](#) = "Cold Head Temperature"
- const string [coldHeadTemp_UNITS](#) = "K"
- const string [coldHeadTemp_SAMPLEINTERVAL](#) = "60"
- readonly attribute ACS::ROdouble [coldHeadTemp](#)
- const string [rejectTemp_DESCRIPTION](#) = "Reject Temperature"
- const string [rejectTemp_UNITS](#) = "degC"
- const string [rejectTemp_SAMPLEINTERVAL](#) = "60"
- readonly attribute ACS::ROdouble [rejectTemp](#)
- const string [circuitTemp_DESCRIPTION](#) = "Circuit Temperature"
- const string [circuitTemp_UNITS](#) = "degC"
- const string [circuitTemp_SAMPLEINTERVAL](#) = "60"
- readonly attribute ACS::ROdouble [circuitTemp](#)
- const string [vacuum_DESCRIPTION](#) = "Vacuum"
- const string [vacuum_UNITS](#) = "mbar"
- const string [vacuum_FORMAT](#) = "%.7f"
- const string [vacuum_SAMPLEINTERVAL](#) = "60"
- readonly attribute ACS::ROdouble [vacuum](#)
- const string [current_DESCRIPTION](#) = "Current"
- const string [current_UNITS](#) = "A"
- const string [current_SAMPLEINTERVAL](#) = "60"
- readonly attribute ACS::ROdouble [current](#)
- const string [voltage_DESCRIPTION](#) = "Voltage"
- const string [voltage_UNITS](#) = "V"
- const string [voltage_SAMPLEINTERVAL](#) = "60"
- readonly attribute ACS::ROdouble [voltage](#)
- const string [hours_DESCRIPTION](#) = "Cooler Run Time"
- const string [hours_UNITS](#) = "h"
- const string [hours_SAMPLEINTERVAL](#) = "60"
- readonly attribute ACS::ROlong [hours](#)
- const string [errorCount_DESCRIPTION](#) = "Error Count"
- const string [errorCount_UNITS](#) = ""
- const string [errorCount_SAMPLEINTERVAL](#) = "60"
- readonly attribute ACS::ROlong [errorCount](#)

12.2.1 Detailed Description

This interface belongs to the abstract calibration unit device. It will be the standard interface for APEX Calibration Units.

12.2.2 Member Function Documentation

void apexCalUnitCool::CalUnitCool::off (in ACS::CBvoid *cb*, in ACS::CBDescIn *desc*)

Turn off cooler

void apexCalUnitCool::CalUnitCool::on (in ACS::CBvoid *cb*, in ACS::CBDescIn *desc*)

Turn on cooler

12.2.3 Member Data Documentation

const string apexCalUnitCool::CalUnitCool::circuitTemp_DESCRIPTION = "Circuit Temperature"

Circuit temperature (degrees Celsius)

const string apexCalUnitCool::CalUnitCool::coldHeadTemp_DESCRIPTION = "Cold Head Temperature"

Cold head temperature (K)

const string apexCalUnitCool::CalUnitCool::current_DESCRIPTION = "Current"

Current (A)

const string apexCalUnitCool::CalUnitCool::errorCount_DESCRIPTION = "Error Count"

Error Count ()

const string apexCalUnitCool::CalUnitCool::hours_DESCRIPTION = "Cooler Run Time"

Cooler Run Time (h)

const string apexCalUnitCool::CalUnitCool::rejectTemp_DESCRIPTION = "Reject Temperature"

Reject temperature (K)

const string apexCalUnitCool::CalUnitCool::status_DESCRIPTION = "Cooler Status"

Status of the Calibration Unit Cooler

const string apexCalUnitCool::CalUnitCool::vacuum_DESCRIPTION = "Vacuum"

Vacuum (mbar)

const string apexCalUnitCool::CalUnitCool::voltage_DESCRIPTION = "Voltage"

Voltage (V)

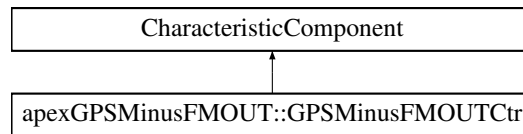
The documentation for this interface was generated from the following file:

- apexCalUnitCool.idl

12.3 apexGPSMinusFMOUT::GPSMinusFMOUTCtr Interface Reference

```
import "apexGPSMinusFMOUT.idl";
```

Inheritance diagram for apexGPSMinusFMOUT::GPSMinusFMOUTCtr:



Public Attributes

- const string `GPSMinusFMOUT_DESCRIPTION` = "GPS-FMOUT"
- const string `GPSMinusFMOUT_UNITS` = "ns"
- const string `GPSMinusFMOUT_SAMPLEINTERVAL` = "60"
- const string `GPSMinusFMOUT_ALARMLOWON` = "-2147483648"
- const string `GPSMinusFMOUT_ALARMLOWOFF` = "-2147483647"
- const string `GPSMinusFMOUT_ALARMHIGHON` = "1000"
- const string `GPSMinusFMOUT_ALARMHIGHOFF` = "950"
- readonly attribute ACS::ROlong `GPSMinusFMOUT`

12.3.1 Detailed Description

APEX GPSMinusFMOUT Counter Interface

12.3.2 Member Data Documentation

```
const string apexGPSMinusFMOUT::GPSMinusFMOUTCtr::GPSMinusFMOUT_DESCRIPTION =
"GPS-FMOUT"
```

GPS - FMOUT

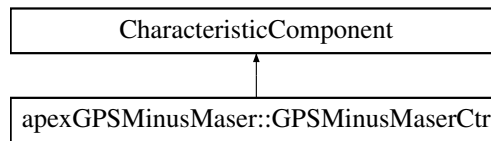
The documentation for this interface was generated from the following file:

- apexGPSMinusFMOUT.idl

12.4 apexGPSMinusMaser::GPSMinusMaserCtr Interface Reference

```
import "apexGPSMinusMaser.idl";
```

Inheritance diagram for apexGPSMinusMaser::GPSMinusMaserCtr:



Public Attributes

- const string `GPSMinusMaser_DESCRIPTION` = "GPS-Maser"
- const string `GPSMinusMaser_UNITS` = "ns"
- const string `GPSMinusMaser_SAMPLEINTERVAL` = "60"
- readonly attribute ACS::ROlong `GPSMinusMaser`

12.4.1 Detailed Description

APEX GPS minus Maser Counter Interface

12.4.2 Member Data Documentation

```
const string apexGPSMinusMaser::GPSMinusMaserCtr::GPSMinusMaser_DESCRIPTION = "GPS-Maser"
```

GPS Minus Maser counter

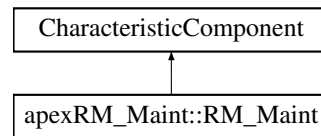
The documentation for this interface was generated from the following file:

- apexGPSMinusMaser.idl

12.5 apexRM_Maint::RM_Maint Interface Reference

```
import "apexRM_Maint.idl";
```

Inheritance diagram for apexRM_Maint::RM_Maint:



Public Member Functions

- void **absCal** (in ACS::CBvoid cb, in ACS::CBDescIn desc)
- void **gainCal** (in ACS::CBvoid cb, in ACS::CBDescIn desc)
- void **noiseCal** (in ACS::CBvoid cb, in ACS::CBDescIn desc)

Public Attributes

- const string **state_DESCRIPTION** = "State"
- const string **state_UNITS** = ""
- const string **state_ALARMON** = "4"
- readonly attribute ROstatus **state**
- const string **calibMirror_DESCRIPTION** = "Calibration Mirror Position"
- const string **calibMirror_UNITS** = ""
- readonly attribute ROcalMirrorPos **calibMirror**
- const string **cmdCalibMirror_DESCRIPTION** = "Commanded Calibration Mirror Position"
- const string **cmdCalibMirror_UNITS** = ""
- readonly attribute RWcalMirrorPos **cmdCalibMirror**
- const string **counts_DESCRIPTION** = "Detector Voltages in the 6 IF Bands"
- const string **counts_UNITS** = "mV"
- readonly attribute ACS::ROdoubleSeq **counts**
- const string **noiseTB_DESCRIPTION** = "Noise Diode Brightness Temperature"
- const string **noiseTB_UNITS** = "K"
- readonly attribute ACS::ROdouble **noiseTB**
- const string **Trec_DESCRIPTION** = "Receiver Board Temperature"
- const string **Trec_UNITS** = "degC"
- readonly attribute ACS::ROdouble **Trec**
- const string **Tamb_DESCRIPTION** = "Ambient Target Temperature"
- const string **Tamb_UNITS** = "K"
- readonly attribute ACS::ROdouble **Tamb**
- const string **pressure_DESCRIPTION** = "Atmospheric Pressure"
- const string **pressure_UNITS** = "hPa"
- readonly attribute ACS::ROdouble **pressure**
- const string **mode_DESCRIPTION** = "Observation Mode"
- const string **mode_UNITS** = ""
- readonly attribute ROobsMode **mode**
- const string **calibMode_DESCRIPTION** = "Calibration Mode"
- const string **calibMode_UNITS** = ""
- readonly attribute ROcalibMode **calibMode**
- const string **cmdCalibMode_DESCRIPTION** = "Commanded Calibration Mode"
- const string **cmdCalibMode_UNITS** = ""
- readonly attribute RWcalibMode **cmdCalibMode**

- const string `relCalInt_DESCRIPTION` = "Relative Calibration Interval"
- const string `relCalInt_UNITS` = "s"
- readonly attribute ACS::ROlong `relCalInt`
- const string `cmdRelCalInt_DESCRIPTION` = "Commanded Relative Calibration Interval"
- const string `cmdRelCalInt_UNITS` = "s"
- readonly attribute ACS::RWlong `cmdRelCalInt`
- const string `noiseCalInt_DESCRIPTION` = "Noise Calibration Interval"
- const string `noiseCalInt_UNITS` = "s"
- readonly attribute ACS::ROlong `noiseCalInt`
- const string `cmdNoiseCalInt_DESCRIPTION` = "Commanded Noise Calibration Interval"
- const string `cmdNoiseCalInt_UNITS` = "s"
- readonly attribute ACS::RWlong `cmdNoiseCalInt`
- const string `lastCalData_DESCRIPTION` = "Last Calibration Data"
- const string `lastCalData_UNITS` = ""
- readonly attribute ACS::ROdoubleSeq `lastCalData`

12.5.1 Detailed Description

APEX Radiometer Maintenance Interface

12.5.2 Member Function Documentation

void apexRM_Maint::RM_Maint::absCal (in ACS::CBvoid *cb*, in ACS::CBDescIn *desc*)

performs an absolute calibration.

Parameters

<i>cb</i>	callback when completed
<i>desc</i>	description

void apexRM_Maint::RM_Maint::gainCal (in ACS::CBvoid *cb*, in ACS::CBDescIn *desc*)

performs a gain calibration.

Parameters

<i>cb</i>	callback when completed
<i>desc</i>	description

void apexRM_Maint::RM_Maint::noiseCal (in ACS::CBvoid *cb*, in ACS::CBDescIn *desc*)

performs a noise calibration.

Parameters

<i>cb</i>	callback when completed
<i>desc</i>	description

12.5.3 Member Data Documentation

const string apexRM_Maint::RM_Maint::calibMirror_DESCRIPTION = "Calibration Mirror Position"

actual position of the radiometer Calibration Mirror (LOAD, COLD, MOVING, SKY)

const string apexRM_Maint::RM_Maint::calibMode_DESCRIPTION = "Calibration Mode"

Actual calibration mode of the Radiometer {AUTO,MANUAL}

const string apexRM_Maint::RM_Maint::cmdCalibMirror_DESCRIPTION = "Commanded Calibration Mirror Position"

Comanded position of the radiometer Calibration Mirror (LOAD, COLD, SKY, INITIALIZE)

const string apexRM_Maint::RM_Maint::cmdCalibMode_DESCRIPTION = "Commanded Calibration Mode"

comanded calibration mode of the Radiometer {AUTO,MANUAL}

const string apexRM_Maint::RM_Maint::cmdNoiseCalInt_DESCRIPTION = "Commanded Noise Calibration Interval"

comanded interval between two noise calibrations in AUTO mode [s]

const string apexRM_Maint::RM_Maint::cmdRelCalInt_DESCRIPTION = "Commanded Relative Calibration Interval"

comanded interval between two relative calibrations in AUTO mode [s]

const string apexRM_Maint::RM_Maint::counts_DESCRIPTION = "Detector Voltages in the 6 IF Bands"

detector Voltages in the 6 IF bands (mV)

const string apexRM_Maint::RM_Maint::lastCalData_DESCRIPTION = "Last Calibration Data"

Values of the last absolute calibration of the Radiometer gain, systemTemperature, timestamp of last calibration

const string apexRM_Maint::RM_Maint::mode_DESCRIPTION = "Observation Mode"

Actual observation mode of the Radiometer

const string apexRM_Maint::RM_Maint::noiseCalInt_DESCRIPTION = "Noise Calibration Interval"

interval between two noise calibrations in AUTO mode [s]

const string apexRM_Maint::RM_Maint::noiseTB_DESCRIPTION = "Noise Diode Brightness Temperature"

Brightness temperatures of the noise diode (K)

const string apexRM_Maint::RM_Maint::pressure_DESCRIPTION = "Atmospheric Pressure"

atmospheric Pressure (mbar)

const string apexRM_Maint::RM_Maint::relCalInt_DESCRIPTION = "Relative Calibration Interval"

interval between two relative calibrations in AUTO mode [s]

const string apexRM_Maint::RM_Maint::state_DESCRIPTION = "State"

Actual State of the Radiometer

const string apexRM_Maint::RM_Maint::Tamb_DESCRIPTION = "Ambient Target Temperature"

Temperature of the ambient Target (K)

const string apexRM_Maint::RM_Maint::Trec_DESCRIPTION = "Receiver Board Temperature"

temperature of the receiver board (degree Celcius)

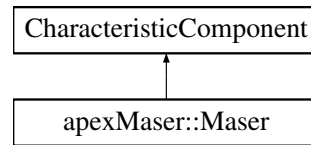
The documentation for this interface was generated from the following file:

- apexRM_Maint.idl

12.6 apexMaser::Maser Interface Reference

```
import "apexMaser.idl";
```

Inheritance diagram for apexMaser::Maser:



Public Attributes

- const string [state_DESCRIPTION](#) = "State"
- const string [state_UNITS](#) = ""
- const string [state_ALARMON](#) = "4"
- const string [state_SAMPLEINTERVAL](#) = "300"
- readonly attribute ROstatus [state](#)
- const string [U405_DESCRIPTION](#) = "1420 MHz Output Power"
- const string [U405_UNITS](#) = ""
- const string [U405_SAMPLEINTERVAL](#) = "300"
- readonly attribute ACS::ROdouble [U405](#)
- const string [lock_DESCRIPTION](#) = "PLL Lock Status"
- const string [lock_UNITS](#) = ""
- const string [lock_SAMPLEINTERVAL](#) = "300"
- readonly attribute ROlogical [lock](#)
- const string [boxTemperature_DESCRIPTION](#) = "Temperature"
- const string [boxTemperature_UNITS](#) = "degC"
- const string [boxTemperature_SAMPLEINTERVAL](#) = "300"
- readonly attribute ACS::ROdouble [boxTemperature](#)
- const string [ambientTemperature_DESCRIPTION](#) = "Temperature"
- const string [ambientTemperature_UNITS](#) = "degC"
- const string [ambientTemperature_SAMPLEINTERVAL](#) = "300"
- readonly attribute ACS::ROdouble [ambientTemperature](#)

12.6.1 Detailed Description

APEX [Maser](#) Interface

12.6.2 Member Data Documentation

```
const string apexMaser::Maser::ambientTemperature_DESCRIPTION = "Temperature"
```

Ambient temperature (degrees Celsius)

```
const string apexMaser::Maser::boxTemperature_DESCRIPTION = "Temperature"
```

Box temperature (degrees Celsius)

```
const string apexMaser::Maser::lock_DESCRIPTION = "PLL Lock Status"
```

PLL lock status

```
const string apexMaser::Maser::state_DESCRIPTION = "State"
```

Actual State of the [Maser](#)

const string apexMaser::Maser::U405_DESCRIPTION = "1420 MHz Output Power"

1420 MHz output power as health check. Range: 0.0 to 10.0 (?)

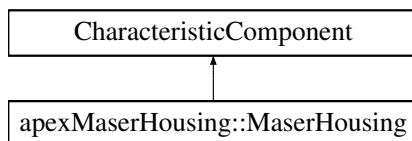
The documentation for this interface was generated from the following file:

- apexMaser.idl

12.7 apexMaserHousing::MaserHousing Interface Reference

```
import "apexMaserHousing.idl";
```

Inheritance diagram for apexMaserHousing::MaserHousing:



Public Attributes

- const string `state_DESCRIPTION` = "State"
- const string `state_UNITS` = ""
- const string `state_ALARMON` = "4"
- const string `state_SAMPLEINTERVAL` = "60"
- readonly attribute ROstatus `state`
- const string `subState_DESCRIPTION` = "Substate"
- const string `subState_UNITS` = ""
- const string `subState_ALARMON` = "2"
- const string `subState_SAMPLEINTERVAL` = "60"
- readonly attribute ROsubStatus `subState`
- const string `status_DESCRIPTION` = "Status"
- const string `status_BITDESCRIPTION` = "Alarm 1: Temperature too low, Alarm 2: Humidity too low, Alarm 3: Temperature too high, Alarm 4: Humidity too high, Alarm 5: Open control loop, Alarm 6: Low water, Alarm 7: System fault, Reserved"
- const string `status_WHENCLEARED` = "N,N,N,N,N,N,N,N"
- const string `status_WHENSET` = "F,F,F,F,F,F,N"
- const string `status_SAMPLEINTERVAL` = "60"
- readonly attribute ACS::ROpattern `status`
- const string `temperature_DESCRIPTION` = "Temperature"
- const string `temperature_UNITS` = "degC"
- const string `temperature_SAMPLEINTERVAL` = "60"
- const string `temperature_ALARMLOWON` = "16.0"
- const string `temperature_ALARMLOWOFF` = "16.5"
- const string `temperature_ALARMHIGHON` = "30.0"
- const string `temperature_ALARMHIGHOFF` = "29.5"
- readonly attribute ACS::ROdouble `temperature`
- const string `cmdTemperature_DESCRIPTION` = "Commanded Temperature"
- const string `cmdTemperature_UNITS` = "degC"
- readonly attribute ACS::RWdouble `cmdTemperature`
- const string `tempDutyCycle_DESCRIPTION` = "Temperature Duty Cycle"
- const string `tempDutyCycle_UNITS` = "%"
- const string `tempDutyCycle_SAMPLEINTERVAL` = "60"
- readonly attribute ACS::ROdouble `tempDutyCycle`
- const string `humidity_DESCRIPTION` = "Humidity"
- const string `humidity_UNITS` = "percent"
- const string `humidity_SAMPLEINTERVAL` = "60"
- const string `humidity_ALARMLOWON` = "8.0"
- const string `humidity_ALARMLOWOFF` = "9.0"
- const string `humidity_ALARMHIGHON` = "90.0"
- const string `humidity_ALARMHIGHOFF` = "88.0"

- readonly attribute ACS::ROdouble **humidity**
- const string **cmdHumidity_DESCRIPTION** = "Commanded Humidity"
- const string **cmdHumidity_UNITS** = "degC"
- readonly attribute ACS::RWdouble **cmdHumidity**
- const string **humidDutyCycle_DESCRIPTION** = "Humidity Duty Cycle"
- const string **humidDutyCycle_UNITS** = "%"
- const string **humidDutyCycle_SAMPLEINTERVAL** = "60"
- readonly attribute ACS::ROdouble **humidDutyCycle**

12.7.1 Detailed Description

APEX Maser Housing Interface

12.7.2 Member Data Documentation

const string apexMaserHousing::MaserHousing::cmdHumidity_DESCRIPTION = "Commanded Humidity"

Commanded relative humidity (%)

const string apexMaserHousing::MaserHousing::cmdTemperature_DESCRIPTION = "Commanded Temperature"

Commanded temperature (degrees Celsius)

const string apexMaserHousing::MaserHousing::humidDutyCycle_DESCRIPTION = "Humidity Duty Cycle"

Relative humidity duty cycle (%)

const string apexMaserHousing::MaserHousing::humidity_DESCRIPTION = "Humidity"

Relative humidity (%)

const string apexMaserHousing::MaserHousing::state_DESCRIPTION = "State"

Actual State of the Maser Housing

const string apexMaserHousing::MaserHousing::status_DESCRIPTION = "Status"

Status bits

const string apexMaserHousing::MaserHousing::subState_DESCRIPTION = "Substate"

Actual Substate of the Maser Housing

const string apexMaserHousing::MaserHousing::tempDutyCycle_DESCRIPTION = "Temperature Duty Cycle"

Temperature duty cycle (%)

const string apexMaserHousing::MaserHousing::temperature_DESCRIPTION = "Temperature"

Temperature (degrees Celsius)

The documentation for this interface was generated from the following file:

- apexMaserHousing.idl