

## CONSTRAINTS ON THE PROPER MOTION OF THE ANDROMEDA GALAXY BASED ON THE SURVIVAL OF ITS SATELLITE M33

ABRAHAM LOEB AND MARK J. REID

Harvard-Smithsonian Center for Astrophysics, 60 Garden Street, Cambridge, MA 02138

ANDREAS BRUNTHALER

Joint Institute for VLBI in Europe, Postbus 2, 7990 AA Dwingeloo, Netherlands

AND

HEINO FALCKE

Netherlands Foundation Research in Astronomy (ASTRON), Postbus 2, 7990 AA Dwingeloo; and Department of Astrophysics, Radboud Universiteit Nijmegen, Postbus 9010, 6500 GL Nijmegen, Netherlands

Received 2005 June 24; accepted 2005 July 26

### ABSTRACT

A major uncertainty in the dynamical history of the Local Group of galaxies originates from the unknown transverse speed of the Andromeda galaxy (M31) relative to the Milky Way. We show that the recent VLBA measurement of the proper motion of Andromeda's satellite, M33, severely constrains the possible values of M31's proper motion. The condition that M33's stellar disk has not been tidally disrupted by either M31 or the Milky Way over the past 10 billion years favors a proper motion amplitude of  $100 \pm 20 \text{ km s}^{-1}$  for M31 with the quadrant of a negative velocity component along right ascension and a positive component along declination strongly ruled out. This inference can be tested by future astrometric measurements with *SIM*, *Gaia*, or the SKA. Our results imply that the dark halos of Andromeda and the Milky Way will pass through each other within the next 5–10 billion years.

*Subject headings:* astrometry — dark matter — galaxies: individual (M31, M33) — galaxies: interactions — Local Group

*Online material:* color figure

### 1. INTRODUCTION

The Local Group of galaxies provides the nearest laboratory for the dynamics and evolution of galaxies. Its two dominant galaxies, the Milky Way and Andromeda (M31), are separated by a distance of  $\sim 700$  kpc and are moving toward each other with a radial velocity of about  $-117 \text{ km s}^{-1}$  (Binney & Tremaine 1987, p. 605). The unknown transverse velocity of M31 relative to the Milky Way introduces an ambiguity into the dynamical history of the Local Group and the likely dark matter mass of its components (Peebles 1995; Peebles et al. 2001). The system potentially provides a local example for the dynamics that leads more generally to the formation of elliptical galaxies out of the merger of two disks (Barnes 1998).

The estimated ages of stars within the disks of the Milky Way and Andromeda imply that these disks formed  $\sim 10$  billion years ago, and their small scale height suggests that they have not experienced any substantial merger activity since then (Wyse 2001, 2002; Gilmore et al. 2002; del Peloso et al. 2005; Toth & Ostriker 1992).

Recent Very Long Baseline Array (VLBA) observations of two  $\text{H}_2\text{O}$  masers on opposite sides of Andromeda's satellite M33 led to a geometric determination of its distance,  $730 \pm 168$  kpc, and its total velocity of  $190 \pm 59 \text{ km s}^{-1}$  relative to the Milky Way (Brunthaler et al. 2005). Unfortunately, no such masers were found in Andromeda, despite extensive search efforts (e.g., Imai et al. 2001). M33 has a thin  $\text{H I}$ /stellar disk that extends out to a radius of  $\sim 10$  kpc (Corbelli & Schneider 1997). Here we use the existence of this disk and its measured position and bulk velocity in three dimensions to constrain the transverse velocity of Andromeda. In particular, we use the constraints that (1) M33's stellar disk was not disrupted by tidal interactions with the Milky

Way and Andromeda over the past 10 billion years, and (2) these galaxies were closer to each other more than 10 billion years ago as participants in the expansion of the universe. In § 2 we describe our prescription for the mass profiles of the galaxy halos under consideration, and in § 3 we present our numerical results. Finally, § 4 summarizes our main conclusions.

### 2. HALO MASS PROFILES

We would like to constrain the velocity vector of M31 based on the condition that the stellar disk of M33 (as represented by test particles on circular orbits at radii  $\lesssim 10$  kpc from the center of M33) was not disrupted during the past  $\sim 10$  billion years.

For simplicity, we assume a spherical distribution of enclosed mass  $M(r)$  within each of the galaxy halos under consideration (M31, M33, and the Milky Way) and follow orbits of test particles in them. In order to solve for the orbits of these test particles, we only need to specify the gravitational acceleration as a function of radial distance  $r$  from the center of these halos,  $\mathbf{g} = g_r(r)\hat{e}_r$ , where

$$g_r = -\frac{GM(r)}{r^2} = -\frac{v^2(r)}{r}, \quad (1)$$

and  $v(r)$  is the circular velocity as function of radius within these halos.

Our test particle approach ignores the effect of dynamical friction on the orbit of M33 inside the halo of M31. The additional effect of dynamical friction can only strengthen our constraints, since it would bring M33 closer to the core of M31, where it would be more vulnerable to tidal disruption. Hence, our simple test particle approach provides conservative constraints

on the allowed range of possible orbits for the M33/M31 system. For an elaborate discussion on the impact of dynamical friction on the survival of satellite halos, see Taffoni et al. (2003) and references therein.

The simplest model of galaxy halos assumes a flat rotation curve,  $v = \text{const}$ , out to a truncation radius  $r_t$ . Since all three galaxies under consideration have H I disks, the values of  $v$  can be inferred from their corresponding kinematic data, namely,  $\sim 110$ , 220, and 250 km s<sup>-1</sup> for M33, the Milky Way, and M31, respectively. The truncation radius is related to the total mass of the halo  $M_t$  through the expression  $r_t = GM_t/v^2$ . For M33,  $r_t$  is dictated by the tidal effect of M31. Given an orbit of M33, we find  $r_t$  for M33 by searching for the largest radius at which a test particle initially on a circular orbit around M33 would remain bound to it.

For M31 and the Milky Way, it is natural to associate  $r_t$  with the virial radius  $r_v$ , inside of which the mean halo density is  $\sim 200$  times larger than the mean density of the universe when these galaxies formed. More precisely, in a flat universe with density parameters  $\Omega_m$  in matter and  $\Omega_\Lambda = 1 - \Omega_m$  in a cosmological constant, the density of the halo in units of the critical density at the collapse redshift  $z$  of the halo is (see § 2.3 in Barkana & Loeb 2001 for more details)

$$\Delta_c = 18\pi^2 + 82d - 39d^2, \quad (2)$$

where  $d = \Omega_m^z - 1$  and

$$\Omega_m^z = \frac{\Omega_m(1+z)^3}{\Omega_m(1+z)^3 + \Omega_\Lambda}. \quad (3)$$

A halo of virial mass  $M_v$  that formed at a redshift  $z$  has a physical virial radius of

$$r_v = 84.5M_{12}^{1/3} [f(z)]^{-1/3} \left(\frac{1+z}{2}\right)^{-1} h^{-1} \text{ kpc} \quad (4)$$

and a corresponding circular velocity at the virial radius of

$$v_v = 225.5M_{12}^{1/3} [f(z)]^{1/6} \left(\frac{1+z}{2}\right)^{1/2} \text{ km s}^{-1}. \quad (5)$$

Here  $M_{12} \equiv (M_v/10^{12} h^{-1} M_\odot)$ ,  $h$  is the present-day value of the Hubble constant in units of 100 km s<sup>-1</sup> Mpc<sup>-1</sup>, and  $f(z) \equiv [(\Omega_m/\Omega_m^z)(\Delta_c/18\pi^2)]$ . Our choice for the virialization redshift of M31, M33, and the Milky Way is  $z \sim 1$  (Wyse 2001, 2002; Gilmore et al. 2002). Nuclear dating of the thin Galactic disk implies an age of  $\sim 8.3 \pm 1.8$  Gyr corresponding to a formation redshift  $z \sim 1$  (del Peloso et al. 2005), as expected from other considerations for spiral galaxies (Hammer et al. 2005). The total halo masses of the Milky Way and M31 were also constrained directly in the literature (Binney & Tremaine 1987, p. 605; Gottesman et al. 2002; Battaglia et al. 2005). We parametrize the masses of M31 and the Milky Way in units of  $3.4 \times 10^{12}$  and  $2.3 \times 10^{12} M_\odot$ , respectively, and adopt the *Wilkinson Microwave Anisotropy Probe* (*WMAP*) values for the cosmological parameters, namely,  $\Omega_m = 0.27$ ,  $\Omega_\Lambda = 1 - \Omega_m = 0.73$ , and  $h = 0.71$  (Spergel et al. 2003).

To refine our constraints, we adopt a halo profile that follows from cosmological simulations of galaxy formation. Navarro et al. (1997, hereafter NFW) found an analytic fit to results from their cosmological  $N$ -body simulations of galaxy halos in a cold dark matter cosmology. The density profile in their model has an

asymptotic radial dependence of  $r^{-3}$  at large distances and  $r^{-1}$  at small distances. The model has two free parameters: one is the transition radius that separates these different power-law dependencies,  $r_s$ , and the second is the so-called concentration parameter,  $c$ , which denotes the ratio between the virial radius  $r_v$  and  $r_s$ .

The radial gravitational acceleration in the NFW model is given by

$$g_r = -\frac{GM_v}{r^2} \frac{\ln(1+cx) - (cx)/(1+cx)}{\ln(1+c) - c/(1+c)}, \quad (6)$$

where  $x = r/r_v$  with  $r_v$  given by equation (4). The present-day concentration parameter is correlated with the halo collapse redshift (Wechsler et al. 2002).

### 3. NUMERICAL RESULTS

Our goal is to examine a wide range of trial proper motions for M31, compute the history of the M33/M31/Milky Way system, and determine which proper motions lead to the survival of M33's stellar disk. Our numerical simulations used S. Aarseth's NBODY0 code,<sup>1</sup> modified to allow the extended dark matter potentials associated with the galaxies. M31 and the Milky Way were treated as extended rigid bodies, while the disk and halo of M33 were modeled as a collection of test particles moving in the combined, time-dependent potential of M31, the Milky Way, and M33. We used a Galactic Cartesian coordinate system in which the Milky Way is in the  $(x, y)$ -plane, with the Galactic center at (8, 0, 0) kpc,  $y$  toward Galactic rotation, and  $z$  toward the north Galactic pole.

The calculations were initialized to match today's positions and motions of M33, M31, and the Milky Way. While we have a measured proper motion for M33, none exists for M31. Therefore, we assigned trial values for the proper motion for M31 in the eastward ( $\alpha \cos \delta$ ) and northward ( $\delta$ ) directions and then converted them to the Galactic Cartesian frame. The observed radial velocity of M31 relative to the center of the Milky Way is  $-117$  km s<sup>-1</sup>, which converted to the Galactic Cartesian frame yields (56,  $-93$ , 43) km s<sup>-1</sup>. The radial and trial proper motions were combined to give the full velocity vector of M31 at the present epoch. For the distances of M31 and M33 from the Milky Way we adopt the respective values of 786 and 794 kpc (McConnachie et al. 2004, 2005).

M31 and the Milky Way were assigned total masses of  $3.4m_f \times 10^{12}$  and  $2.3m_f \times 10^{12} M_\odot$  and truncation radii  $r_t$  of  $235m_f$  and  $207m_f$  kpc, respectively (consistent with their measured rotation curves for the isothermal sphere model). The scaling parameter  $m_f$  was used to test the sensitivity of our results to the total dark matter masses (for recent empirical constraints, see Battaglia et al. 2005 and references therein). The dark matter distributions of M31 and the Milky Way were assigned an NFW halo mass profile with a concentration parameter  $c = 11.9$  (Navarro et al. 1997). Our results are not sensitive to reasonable variations in  $c$ . We also tested the truncated singular isothermal sphere as an alternative dark matter mass distribution and found that it produced similar, albeit slightly greater, tidal stripping and heating of M33.

The stellar disk of M33 at 10 or 5 Gyr ago was simulated with typically 100 collisionless particles uniformly placed between 2.5 and 7.5 kpc from the center of M33 in the  $(x, y)$ -plane. The outer cutoff simulates approximately the maximum extent of

<sup>1</sup> See <http://bima.astro.umd.edu/nemo>; see also <http://www.ast.cam.ac.uk/~sverre/web/pages/home.htm>.

the stellar disk in M33 (Corbelli & Schneider 1997). The inner cutoff was adopted for computational speed; since tidal heating and stripping starts from the outside and proceeds inward, the fate of test stars near the center of M33 is of little interest for our purposes.

Since strong tidal stripping and heating of M33's halo is also a possibility, the dark matter distribution of M33 was monitored by placing roughly 100 "mass-tracing" particles at 1 kpc spacings out to the truncation radius of the galaxy. The enclosed mass profile for M33 was updated every  $10^8$  yr from the locations of the mass-tracing particles, azimuthally averaged and binned as a function of radius from the center of M33. As these mass-tracing particles interacted with M31 and the Milky Way, some were tidally stripped, steepening the falloff of mass with radius in M33. The halo stripping and heating of M33 did not significantly affect its orbit (because of its low mass) but had some effect on the tidal disruption of its stellar disk. We therefore started the calculation by integrating the coordinates of the three galaxies backward in time to obtain initial conditions either 10 or 5 Gyr ago. This was implemented by reversing the sign of today's velocity vector for each galaxy. With the entire system specified in the past, the calculation proceeded forward in time to the present epoch and included the stripping and heating of M33's dark halo and stellar disk.

Once the Local Group arrived at the present time, we displayed the locations of the "disk" stars in M33, as illustrated in Figure 1. In some trials, the disk stars remained in orbit about the center of M33 with little change in radial distribution or the original orbital plane, indicating little tidal stripping and heating. In other trials, many stars were moved to much greater radii, the mean orbital plane was rotated and warped, and the distribution was more triaxial than planar, indicating strong tidal heating after a few passages near M31 or the Milky Way.

In order to evaluate quantitatively the degree of tidal stripping and heating, we produced a simple estimate of the percentage of stars "stripped" from M33. Stars moved to radii greater than 8 kpc or out of the initial stellar plane by more than 20% of their radial distance were considered stripped. We determined the stellar plane in an approximate manner, by fitting straight lines to the projected distributions in the  $(x, z)$ - and  $(y, z)$ -planes, rotating the system back to the  $(x, y)$ -plane, and calculating each star's distance from this plane ( $z$ -distance). In general, three Euler angles are needed to correct the rotation of a system. However, for small tidal rotations of the stellar plane, our procedure is adequate since we start with the stars in a plane aligned with the Cartesian axes. For large rotations ( $\gtrsim 30^\circ$ ), we optimized this procedure by considering a  $7 \times 7$  grid of rotation angles spaced by  $7^\circ$  and centered on the initial results; for each test we calculated the percentage of stripped stars and adopted the rotations that produced the minimum stripping.

Figure 2 displays the percentage of stars in M33 that were tidally stripped over a wide range of trial proper motions for M31. For the galaxy masses listed above and a look-back time of 10 Gyr, large areas of proper motion space for M31 result in significant ( $>50\%$ ) tidal stripping of M33's stellar disk, including most proper motions smaller than  $\sim 75$  km s $^{-1}$ . We repeated our calculations for two look-back times (5 or 10 Gyr) and for two estimates of total galaxy masses (given by  $m_f$  of 1.0 and 0.75). Reducing either the look-back time or the masses of the galaxies reduces the stripping, although significant stripping and heating still occur over large areas of proper motion space for M31. Since the real M33 does not appear to have undergone significant tidal heating, the darkly shaded areas in Figure 2 would seem to be ruled out as possible proper motions for M31.

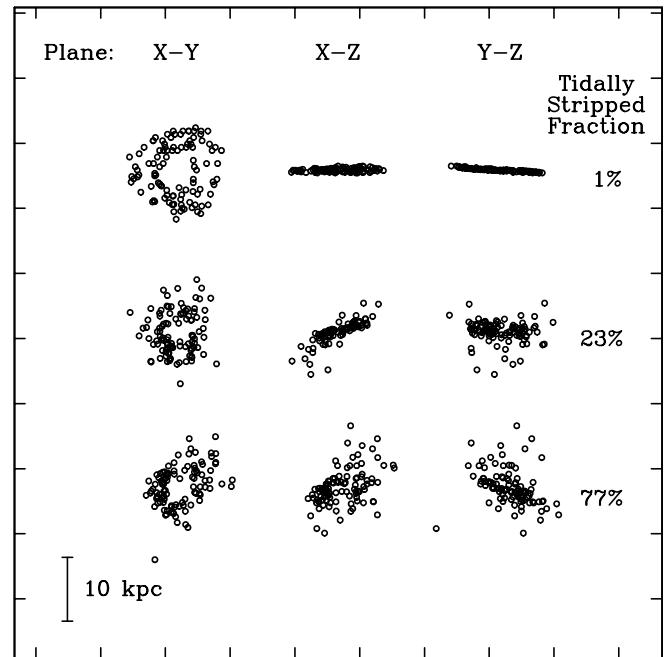


FIG. 1.—Three examples of tidal stripping and heating of the stellar disk of M33. The locations of stars at the end of the  $N$ -body simulation are shown projected onto three orthogonal planes, as labeled at the top of the figure. These examples all used the full dark matter halos ( $m_f = 1$ ) and simulated histories over the past 10 Gyr. A 10 kpc scale is shown in the bottom left corner. *Top*: Simulation with  $(V_{\alpha \cos \delta}, V_{\delta}) = (100, -100)$  km s $^{-1}$  for M31, which resulted in essentially no tidal stripping (tidally stripped fraction of  $\sim 1\%$ ). *Middle*: Simulation with  $(V_{\alpha \cos \delta}, V_{\delta}) = (-50, -50)$  km s $^{-1}$  for M31, which resulted in moderate tidal stripping (23%). *Bottom*: Simulation with  $(V_{\alpha \cos \delta}, V_{\delta}) = (0, 0)$  km s $^{-1}$  for M31, which resulted in heavy tidal stripping and heating (77%).

We tested the sensitivity of our conclusions to uncertainties in M33's proper motion, the relative distances of M31 and M33, and the initial orientation of the stellar disk in M33. In one test, shifting the motion of M33 by 70 km s $^{-1}$  (randomly in the three Cartesian coordinates) increased the tidal stripping and heating by about 20%. Increasing (decreasing) the distance of M31 by 34 kpc ( $\sim \sqrt{2}$  times the  $1 \sigma$  precision of the observations in McConnachie et al. 2004, 2005) also increased (decreased) the stripping by  $\sim 20\%$ . The conclusions of this paper would change significantly only if the distance to M31 were decreased by  $\gtrsim 50$  kpc (or through a similar increase in M33's distance, since the tidal effect depends primarily on the separation between M31 and M33). Finally, rotating the original stellar disk of M33 by  $90^\circ$  [from the  $(x, y)$ - to the  $(x, z)$ -plane] reduced the stripping and heating by about 30%. Overall, we conclude that our results are only sensitive at the level of tens of percent to uncertainties in the initial configuration of our simulations.

One other constraint on the proper motion of M31 results from the "timing" argument (Kahn & Woltjer 1959; Peebles et al. 2001). Because the universe has expanded considerably over the past  $\sim 10$  Gyr, galaxies (or protogalaxies) should have been closer together in the distant past than they are today. Any large proper motion for M31 violates this argument. Since our calculations produce a time history of the separation of M31 and the Milky Way, we plotted this separation as a function of time and determined the approximate range of M31 proper motions for which these galaxies were closer together 10 Gyr ago than they are today. The regions inside the dashed ellipses in Figure 2 indicate approximately the proper motions of M31 for which this occurs. For values of  $m_f \leq 0.5$ , we have found that M31 and the Milky Way were never closer together in the past than they are

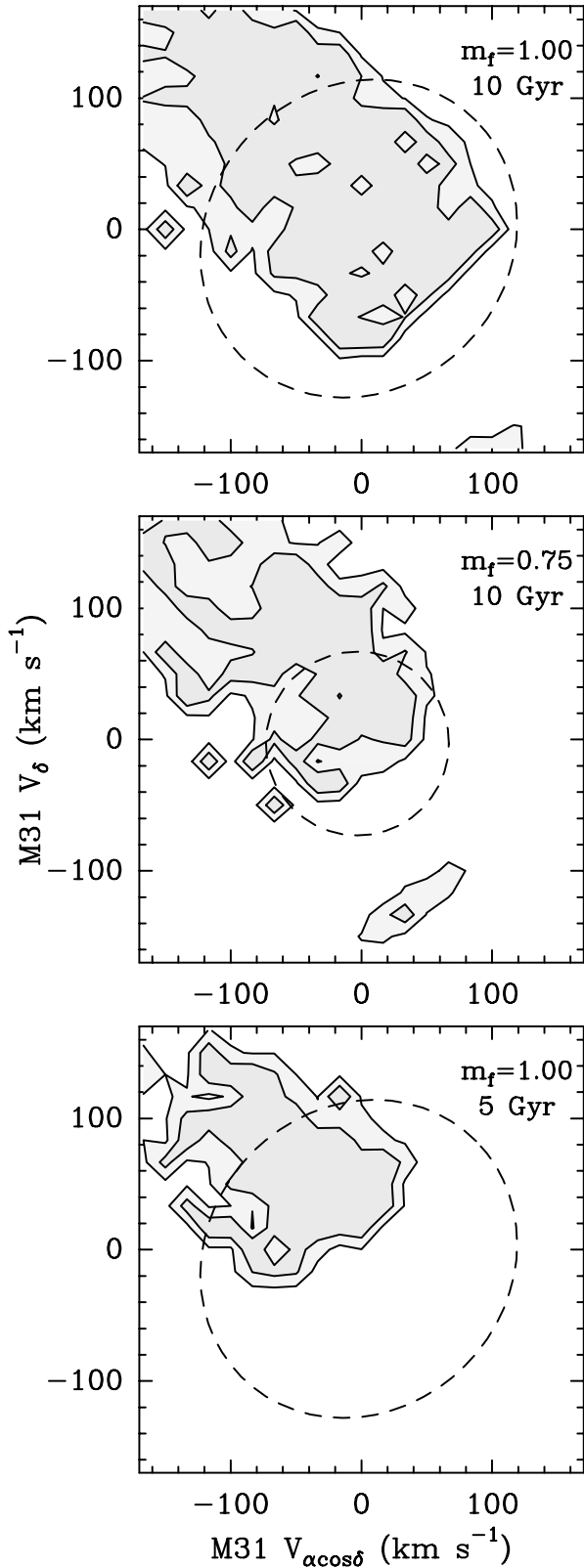


FIG. 2.—Fraction of tidally stripped stars as a function of the trial proper motion of M31. Trial proper motions are in equatorial coordinates (right ascension  $\alpha$  and declination  $\delta$ ). Contours delineate 20% (light gray) and 50% (dark gray) of the total number of stars stripped in the simulation. Regions inside the dashed ellipses correspond to trial proper motions that satisfy the condition that the separation between M31 and the Milky Way was smaller 10 Gyr ago than it is today (the “timing” argument). *Top*: Simulations with full dark matter halos ( $m_f = 1$ ) over the past 10 Gyr. The excluded region of proper motion is directed northwest. *Middle*: Simulations with reduced dark matter halos ( $m_f = 0.75$ ) over the past 10 Gyr. *Bottom*: Simulations with full dark matter halos ( $m_f = 1$ ) over the past 5 Gyr.

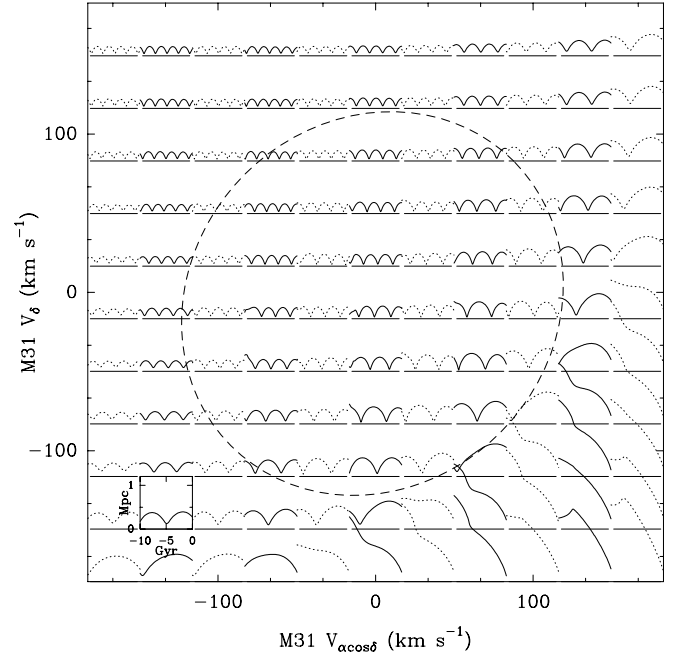


FIG. 3.—Separation between M33 and M31 as a function of look-back time for many trial proper motions of M31 (indicated on the bounding axes). The scale for the individual plots is marked on the box near the lower left corner. The region inside the dashed ellipse corresponds to trial proper motions that satisfy the condition that the separation between M31 and the Milky Way was smaller 10 Gyr ago than it is today. All examples assume the full dark matter halos ( $m_f = 1$ ). [See the electronic edition of the *Journal* for a color version of this figure.]

today, for any of our trial proper motions of M31. Since this violates the timing argument, we do not show values of  $m_f \leq 0.5$  in Figure 2.

For the fiducial case of  $m_f = 1$  and a look-back time of 10 Gyr (Fig. 2, *top*), the allowed proper motion parameter space delineates an annular arc  $\sim 40 \text{ km s}^{-1}$  wide that starts near  $V_{M31} \approx (-90, 0)$  and goes counterclockwise through  $(0, -100)$  and  $(90, 0)$  to  $(50, 80)$  along right ascension and declination. Additionally small “islands” of moderate stripping and heating exist with a smaller likelihood.

Figure 3 shows the separation between M33 and M31 as a function of look-back time for the various trial proper motions of M31. Since we initiate all orbits by integrating M33’s orbit back in time without stripping and then integrate these orbits forward in time with stripping, we lose time reversal symmetry, and so there is some variation in the final separation between M31 and M33 among the different cases. Throughout the entire range allowed by the timing argument (delineated by the dashed line), M33 orbits around M31 several times, as expected from a gravitationally bound satellite. The repeated encounters, while not disruptive in the allowed range of proper motions, might have still stripped material from the outskirts of M33 and could potentially account for the streams of  $\text{H I}$  gas (Braun & Thilker 2004; Thilker et al. 2004) and stars (Guhathakurta et al. 2005) that are observed in between the two galaxies today.

#### 4. CONCLUSIONS

Figure 2 presents our limits on the proper motion of M31 based on the constraint that the thin stellar disk of M33 (simulated as an ensemble of collisionless test particles on circular orbits) was not tidally disrupted over the past  $10^{10}$  yr through its orbit within the Local Group. This constraint and the condition that M31 and the Milky Way were closer in the past favor a

proper motion amplitude of  $100 \pm 20 \text{ km s}^{-1}$  for M31 with the quadrant of a negative velocity component along right ascension and a positive component along declination strongly ruled out. The orbital angular momentum associated with the allowed range of proper motions implies that the dark halos of Andromeda and the Milky Way will pass through each other within the next 5–10 billion years. The main uncertainty in our results involves the dark halo masses of the Local Group members (compare the top two panels in Fig. 2).

Our inference relies on the validity of various simplifying assumptions. For example, we simulated the dynamics of M33 without taking account of the full dark matter distribution interior to the Local Group (including the mass in between the Milky Way and Andromeda). In addition, we have assumed that the tidal influence of external objects on the Local Group can be neglected, and we have ignored the addition of mass to the Local Group through accretion and infall of external matter. Obviously,

the Milky Way and the Andromeda galaxies grew hierarchically with cosmic time, but the ages and low velocity dispersion of stars within their disks argue against major merging encounters over the past 10 billion years (Wyse 2001, 2002; Gilmore et al. 2002). Our quantitative predictions provide an added incentive for future astrometric observatories such as the *Space Interferometry Mission (SIM)*,<sup>2</sup> *Gaia*,<sup>3</sup> or the Square Kilometre Array (SKA),<sup>4</sup> which will be able to test them (Shaya et al. 2003).

We thank Andy Gould and Robert Braun for useful comments. This work was supported in part by NASA grant NAG 5-13292 and by NSF grants AST-0071019 and AST-0204514 (for A. L.).

<sup>2</sup> See [http://planetquest.jpl.nasa.gov/SIM/sim\\_index.html](http://planetquest.jpl.nasa.gov/SIM/sim_index.html).

<sup>3</sup> See <http://sci.esa.int/science-e/www/area/index.cfm?fareaid=26>.

<sup>4</sup> See <http://www.skatelescope.org>.

#### REFERENCES

- Barkana, R., & Loeb, A. 2001, *Phys. Rep.*, 349, 125  
 Barnes, J. E. 1998 in *Galaxies: Interactions and Induced Star Formation*, ed. R. C. Kennicutt et al. (Berlin: Springer), 275  
 Battaglia, G., et al. 2005, *MNRAS*, in press (astro-ph/0506102)  
 Binney, J., & Tremaine, S. 1987, *Galactic Dynamics* (Princeton: Princeton Univ. Press)  
 Braun, R., & Thilker, D. A. 2004, *A&A*, 417, 421  
 Brunthaler, A., Reid, M. J., Falcke, H., Greenhill, L. J., & Henkel, C. 2005, *Science*, 307, 1440  
 Corbelli, E., & Schneider, S. E. 1997, *ApJ*, 479, 244  
 del Peloso, E. F., da Silva, L., & Arany-Prado, L. I. 2005, *A&A*, 434, 301  
 Gilmore, G., Wyse, R. F. G., & Norris, J. E. 2002, *ApJ*, 574, L39  
 Gottesman, S. T., Hunter, J. H., & Boonyasait, V. 2002, *MNRAS*, 337, 34  
 Guhathakurta, P., Ostheimer, J. C., Gilbert, K. M., Rich, R. M., Majewski, S. R., Kalirai, J. S., Reitzel, D. B., & Patterson, R. J. 2005, *Nature*, submitted (astro-ph/0502366)  
 Hammer, F., Flores, H., Elbaz, D., Zheng, X. Z., Liand, Y., & Cesarsky, C. 2005, *A&A*, 430, 115  
 Imai, H., Ishihara, Y., Kameya, O., & Nakai, N. 2001, *PASJ*, 53, 489  
 Kahn, F. D., & Woltjer, L. 1959, *ApJ*, 130, 705  
 McConnachie, A. W., Irwin, M. J., Ferguson, A. M. N., Ibata, R. A., Lewis, G. F., & Tanvir, N. 2004, *MNRAS*, 350, 243  
 ———. 2005, *MNRAS*, 356, 979  
 Navarro, J. F., Frenk, C. S., & White, S. D. M. 1997, *ApJ*, 490, 493  
 Peebles, P. J. E. 1995, *ApJ*, 449, 52  
 Peebles, P. J. E., Phelps, S. D., Shaya, E. J., & Tully, R. B. 2001, *ApJ*, 554, 104  
 Shaya, E. J., Tully, R. B., Peebles, P. J. E., Tonry, J. L., Borne, K., Vogel, S. N., Nusser, A., & Zaritsky, D. 2003, *Proc. SPIE*, 4852, 120  
 Spergel, D. N., et al. 2003, *ApJS*, 148, 175  
 Taffoni, G., Mayer, L., Colpi, M., & Governato, F. 2003, *MNRAS*, 341, 434  
 Thilker, D. A., Braun, R., Walterbos, R. A. M., Corbelli, E., Lockman, F. J., Murphy, E., & Maddalena, R. 2004, *ApJ*, 601, L39  
 Toth, G., & Ostriker, J. P. 1992, *ApJ*, 389, 5  
 Wechsler, R. H., Bullock, J. S., Primack, J. R., Kravtsov, A. V., & Dekel, A. 2002, *ApJ*, 568, 52  
 Wyse, R. F. G. 2001, in *ASP Conf. Ser. 230, Galaxy Disks and Disk Galaxies*, ed. J. G. Funes & E. M. Corsini (San Francisco: ASP), 71  
 ———. 2002, in *Proc. GAIA: A European Space Project*, ed. O. Bienaymé & C. Turon (Les Ulis: EDP Sciences), 295